

Survey Response Counts

Section: Purpose and Direction

Question / Institution			Strongly Agree		Agree		Neutral		Disagree		Not Applicable		Total	
			#	%	#	%	#	%	#	%	#	%	#	%
1. Our school's purpose statement is clearly focused on student success.	O'Neill Elementary School	Average Score	16	23.53%	43	63.24%	8	11.76%	0	0%	1	1.47%	68	100%
		4.06	16	23.53%	43	63.24%	8	11.76%	0	0%	1	1.47%	68	100%
	Total		16	23.53%	43	63.24%	8	11.76%	0	0%	1	1.47%	68	100%
2. Our school's purpose statement is formally reviewed and revised with involvement from parents.	O'Neill Elementary School	Average Score	10	14.71%	32	47.06%	19	27.94%	7	10.29%	0	0%	68	100%
		3.66	10	14.71%	32	47.06%	19	27.94%	7	10.29%	0	0%	68	100%
	Total		10	14.71%	32	47.06%	19	27.94%	7	10.29%	0	0%	68	100%
3. Our school has established goals and a plan for improving student learning.	O'Neill Elementary School	Average Score	17	25%	40	58.82%	9	13.24%	2	2.94%	0	0%	68	100%
		4.06	17	25%	40	58.82%	9	13.24%	2	2.94%	0	0%	68	100%
	Total		17	25%	40	58.82%	9	13.24%	2	2.94%	0	0%	68	100%
Total			43	21.08%	115	56.37%	36	17.65%	9	4.41%	1	0.49%	204	100%

Section: Governance and Leadership

Question / Institution			Strongly Agree		Agree		Neutral		Disagree		Strongly Disagree		Not Applicable		Total	
			#	%	#	%	#	%	#	%	#	%	#	%	#	%
4. Our school's governing body operates responsibly and functions effectively.	O'Neill Elementary School	Average Score	9	13.64%	37	56.06%	16	24.24%	4	6.06%	0	0%	0	0%	66	100%
		3.77	9	13.64%	37	56.06%	16	24.24%	4	6.06%	0	0%	0	0%	66	100%
	Total		9	13.64%	37	56.06%	16	24.24%	4	6.06%	0	0%	0	0%	66	100%
5. Our school's governing body does not interfere with the operation or leadership of our school.	O'Neill Elementary School	Average Score	6	9.09%	34	51.52%	21	31.82%	3	4.55%	1	1.52%	1	1.52%	66	100%
		3.58	6	9.09%	34	51.52%	21	31.82%	3	4.55%	1	1.52%	1	1.52%	66	100%
	Total		6	9.09%	34	51.52%	21	31.82%	3	4.55%	1	1.52%	1	1.52%	66	100%

Question / Institution			Strongly Agree		Agree		Neutral		Disagree		Strongly Disagree		Not Applicable		Total	
			#	%	#	%	#	%	#	%	#	%	#	%	#	%
			#													
6. Our school has high expectations for students in all classes.	O'Neill Elementary School	Average Score	12	18.18%	42	63.64%	6	9.09%	4	6.06%	2	3.03%	0	0%	66	100%
		3.88	12	18.18%	42	63.64%	6	9.09%	4	6.06%	2	3.03%	0	0%	66	100%
	Total		12	18.18%	42	63.64%	6	9.09%	4	6.06%	2	3.03%	0	0%	66	100%
7. Our school shares responsibility for student learning with its stakeholders.	O'Neill Elementary School	Average Score	12	18.18%	36	54.55%	13	19.7%	4	6.06%	0	0%	1	1.52%	66	100%
		3.8	12	18.18%	36	54.55%	13	19.7%	4	6.06%	0	0%	1	1.52%	66	100%
	Total		12	18.18%	36	54.55%	13	19.7%	4	6.06%	0	0%	1	1.52%	66	100%
8. Our school communicates effectively about the school's goals and activities.	O'Neill Elementary School	Average Score	15	22.73%	32	48.48%	11	16.67%	7	10.61%	1	1.52%	0	0%	66	100%
		3.8	15	22.73%	32	48.48%	11	16.67%	7	10.61%	1	1.52%	0	0%	66	100%
	Total		15	22.73%	32	48.48%	11	16.67%	7	10.61%	1	1.52%	0	0%	66	100%
9. Our school provides opportunities for stakeholders to be involved in the school.	O'Neill Elementary School	Average Score	10	15.15%	33	50%	18	27.27%	3	4.55%	1	1.52%	1	1.52%	66	100%
		3.68	10	15.15%	33	50%	18	27.27%	3	4.55%	1	1.52%	1	1.52%	66	100%
	Total		10	15.15%	33	50%	18	27.27%	3	4.55%	1	1.52%	1	1.52%	66	100%
Total			64	16.16%	214	54.04%	85	21.46%	25	6.31%	5	1.26%	3	0.76%	396	100%

Section: Teaching and Assessing for Learning

Question / Institution			Strongly Agree		Agree		Neutral		Disagree		Strongly Disagree		Not Applicable		Total	
			#	%	#	%	#	%	#	%	#	%	#	%	#	%
			#		#		#		#		#		#		#	
10. All of my child's teachers provide an equitable curriculum that meets his/her learning needs.	O'Neill Elementary School	Average Score	24	36.36%	31	46.97%	7	10.61%	3	4.55%	1	1.52%	0	0%	66	100%
		4.12	24	36.36%	31	46.97%	7	10.61%	3	4.55%	1	1.52%	0	0%	66	100%
	Total		24	36.36%	31	46.97%	7	10.61%	3	4.55%	1	1.52%	0	0%	66	100%
11. All of my child's teachers give work that challenges my child.	O'Neill Elementary School	Average Score	19	28.79%	37	56.06%	7	10.61%	3	4.55%	0	0%	0	0%	66	100%
		4.09	19	28.79%	37	56.06%	7	10.61%	3	4.55%	0	0%	0	0%	66	100%
	Total		19	28.79%	37	56.06%	7	10.61%	3	4.55%	0	0%	0	0%	66	100%
12. All of my child's teachers use a variety of teaching strategies and learning activities.	O'Neill Elementary School	Average Score	18	27.27%	36	54.55%	6	9.09%	5	7.58%	1	1.52%	0	0%	66	100%
		3.98	18	27.27%	36	54.55%	6	9.09%	5	7.58%	1	1.52%	0	0%	66	100%
	Total		18	27.27%	36	54.55%	6	9.09%	5	7.58%	1	1.52%	0	0%	66	100%

Question / Institution			Strongly Agree		Agree		Neutral		Disagree		Strongly Disagree		Not Applicable		Total	
			#	%	#	%	#	%	#	%	#	%	#	%	#	%
			#		#		#		#		#		#		#	
13. All of my child's teachers meet his/her learning needs by individualizing instruction.	O'Neill Elementary School	Average Score	16	24.24%	31	46.97%	8	12.12%	8	12.12%	3	4.55%	0	0%	66	100%
		3.74	16	24.24%	31	46.97%	8	12.12%	8	12.12%	3	4.55%	0	0%	66	100%
	Total		16	24.24%	31	46.97%	8	12.12%	8	12.12%	3	4.55%	0	0%	66	100%
14. All of my child's teachers work as a team to help my child learn.	O'Neill Elementary School	Average Score	22	33.33%	32	48.48%	9	13.64%	3	4.55%	0	0%	0	0%	66	100%
		4.11	22	33.33%	32	48.48%	9	13.64%	3	4.55%	0	0%	0	0%	66	100%
	Total		22	33.33%	32	48.48%	9	13.64%	3	4.55%	0	0%	0	0%	66	100%
15. All of my child's teachers help me to understand my child's progress.	O'Neill Elementary School	Average Score	25	37.88%	34	51.52%	4	6.06%	3	4.55%	0	0%	0	0%	66	100%
		4.23	25	37.88%	34	51.52%	4	6.06%	3	4.55%	0	0%	0	0%	66	100%
	Total		25	37.88%	34	51.52%	4	6.06%	3	4.55%	0	0%	0	0%	66	100%
16. All of my child's teachers keep me informed regularly of how my child is being graded.	O'Neill Elementary School	Average Score	18	27.27%	34	51.52%	6	9.09%	8	12.12%	0	0%	0	0%	66	100%
		3.94	18	27.27%	34	51.52%	6	9.09%	8	12.12%	0	0%	0	0%	66	100%
	Total		18	27.27%	34	51.52%	6	9.09%	8	12.12%	0	0%	0	0%	66	100%
17. All of my child's teachers report on my child's progress in easy to understand language.	O'Neill Elementary School	Average Score	22	33.33%	39	59.09%	2	3.03%	3	4.55%	0	0%	0	0%	66	100%
		4.21	22	33.33%	39	59.09%	2	3.03%	3	4.55%	0	0%	0	0%	66	100%
	Total		22	33.33%	39	59.09%	2	3.03%	3	4.55%	0	0%	0	0%	66	100%
18. My child sees a relationship between what is being taught and his/her everyday life.	O'Neill Elementary School	Average Score	16	24.24%	34	51.52%	9	13.64%	7	10.61%	0	0%	0	0%	66	100%
		3.89	16	24.24%	34	51.52%	9	13.64%	7	10.61%	0	0%	0	0%	66	100%
	Total		16	24.24%	34	51.52%	9	13.64%	7	10.61%	0	0%	0	0%	66	100%
19. My child knows the expectations for learning in all classes.	O'Neill Elementary School	Average Score	20	30.3%	33	50%	9	13.64%	4	6.06%	0	0%	0	0%	66	100%
		4.05	20	30.3%	33	50%	9	13.64%	4	6.06%	0	0%	0	0%	66	100%
	Total		20	30.3%	33	50%	9	13.64%	4	6.06%	0	0%	0	0%	66	100%
20. My child has at least one adult advocate in the school.	O'Neill Elementary School	Average Score	16	24.24%	36	54.55%	14	21.21%	0	0%	0	0%	0	0%	66	100%
		4.03	16	24.24%	36	54.55%	14	21.21%	0	0%	0	0%	0	0%	66	100%
	Total		16	24.24%	36	54.55%	14	21.21%	0	0%	0	0%	0	0%	66	100%
21. My child is given multiple assessments to measure his/her understanding of what was taught.	O'Neill Elementary School	Average Score	14	21.21%	42	63.64%	8	12.12%	2	3.03%	0	0%	0	0%	66	100%
		4.03	14	21.21%	42	63.64%	8	12.12%	2	3.03%	0	0%	0	0%	66	100%
	Total		14	21.21%	42	63.64%	8	12.12%	2	3.03%	0	0%	0	0%	66	100%

Question / Institution			Strongly Agree		Agree		Neutral		Disagree		Strongly Disagree		Not Applicable		Total	
			#	%	#	%	#	%	#	%	#	%	#	%	#	%
22. My child has up-to-date computers and other technology to learn.	O'Neill Elementary School	Average Score	21	31.82%	37	56.06%	3	4.55%	1	1.52%	2	3.03%	2	3.03%	66	100%
		4.03	21	31.82%	37	56.06%	3	4.55%	1	1.52%	2	3.03%	2	3.03%	66	100%
	Total		21	31.82%	37	56.06%	3	4.55%	1	1.52%	2	3.03%	2	3.03%	66	100%
23. My child has access to support services based on his/her identified needs.	O'Neill Elementary School	Average Score	19	28.79%	34	51.52%	10	15.15%	2	3.03%	1	1.52%	0	0%	66	100%
		4.03	19	28.79%	34	51.52%	10	15.15%	2	3.03%	1	1.52%	0	0%	66	100%
	Total		19	28.79%	34	51.52%	10	15.15%	2	3.03%	1	1.52%	0	0%	66	100%
Total			270	29.22%	490	53.03%	102	11.04%	52	5.63%	8	0.87%	2	0.22%	924	100%

Section: Resources and Support Systems

Question / Institution			Strongly Agree		Agree		Neutral		Disagree		Strongly Disagree		Not Applicable		Total	
			#	%	#	%	#	%	#	%	#	%	#	%	#	%
24. Our school provides qualified staff members to support student learning.	O'Neill Elementary School	Average Score	17	25.76%	39	59.09%	7	10.61%	2	3.03%	1	1.52%	0	0%	66	100%
		4.05	17	25.76%	39	59.09%	7	10.61%	2	3.03%	1	1.52%	0	0%	66	100%
	Total		17	25.76%	39	59.09%	7	10.61%	2	3.03%	1	1.52%	0	0%	66	100%
25. Our school provides an adequate supply of learning resources that are current and in good condition.	O'Neill Elementary School	Average Score	19	28.79%	39	59.09%	6	9.09%	2	3.03%	0	0%	0	0%	66	100%
		4.14	19	28.79%	39	59.09%	6	9.09%	2	3.03%	0	0%	0	0%	66	100%
	Total		19	28.79%	39	59.09%	6	9.09%	2	3.03%	0	0%	0	0%	66	100%
26. Our school provides a safe learning environment.	O'Neill Elementary School	Average Score	16	24.24%	39	59.09%	8	12.12%	2	3.03%	1	1.52%	0	0%	66	100%
		4.02	16	24.24%	39	59.09%	8	12.12%	2	3.03%	1	1.52%	0	0%	66	100%
	Total		16	24.24%	39	59.09%	8	12.12%	2	3.03%	1	1.52%	0	0%	66	100%
27. Our school provides students with access to a variety of information resources to support their learning.	O'Neill Elementary School	Average Score	13	19.7%	42	63.64%	8	12.12%	3	4.55%	0	0%	0	0%	66	100%
		3.98	13	19.7%	42	63.64%	8	12.12%	3	4.55%	0	0%	0	0%	66	100%
	Total		13	19.7%	42	63.64%	8	12.12%	3	4.55%	0	0%	0	0%	66	100%

Question / Institution			Strongly Agree		Agree		Neutral		Disagree		Strongly Disagree		Not Applicable		Total	
			#	%	#	%	#	%	#	%	#	%	#	%	#	%
28. Our school provides excellent support services (e.g., counseling, and/or career planning).	O'Neill Elementary School	Average Score	15	22.73%	33	50%	13	19.7%	1	1.52%	1	1.52%	3	4.55%	66	100%
		3.77	15	22.73%	33	50%	13	19.7%	1	1.52%	1	1.52%	3	4.55%	66	100%
	Total		15	22.73%	33	50%	13	19.7%	1	1.52%	1	1.52%	3	4.55%	66	100%
29. Our school provides opportunities for students to participate in activities that interest them.	O'Neill Elementary School	Average Score	14	21.21%	38	57.58%	9	13.64%	5	7.58%	0	0%	0	0%	66	100%
		3.92	14	21.21%	38	57.58%	9	13.64%	5	7.58%	0	0%	0	0%	66	100%
	Total		14	21.21%	38	57.58%	9	13.64%	5	7.58%	0	0%	0	0%	66	100%
30. Our school ensures that the facilities support student learning.	O'Neill Elementary School	Average Score	17	25.76%	38	57.58%	8	12.12%	3	4.55%	0	0%	0	0%	66	100%
		4.05	17	25.76%	38	57.58%	8	12.12%	3	4.55%	0	0%	0	0%	66	100%
	Total		17	25.76%	38	57.58%	8	12.12%	3	4.55%	0	0%	0	0%	66	100%
31. Our school ensures the effective use of financial resources.	O'Neill Elementary School	Average Score	10	15.15%	30	45.45%	18	27.27%	8	12.12%	0	0%	0	0%	66	100%
		3.64	10	15.15%	30	45.45%	18	27.27%	8	12.12%	0	0%	0	0%	66	100%
	Total		10	15.15%	30	45.45%	18	27.27%	8	12.12%	0	0%	0	0%	66	100%
32. Our school ensures that instructional time is protected and interruptions are minimized.	O'Neill Elementary School	Average Score	13	19.7%	37	56.06%	12	18.18%	3	4.55%	0	0%	1	1.52%	66	100%
		3.86	13	19.7%	37	56.06%	12	18.18%	3	4.55%	0	0%	1	1.52%	66	100%
	Total		13	19.7%	37	56.06%	12	18.18%	3	4.55%	0	0%	1	1.52%	66	100%
Total			134	22.56%	335	56.4%	89	14.98%	29	4.88%	3	0.51%	4	0.67%	594	100%

Section: Using Results for Continuous Improvement

Question / Institution			Strongly Agree		Agree		Neutral		Disagree		Not Applicable		Total	
			#	%	#	%	#	%	#	%	#	%	#	%
33. Our school ensures that all staff members monitor and report the achievement of school goals.	O'Neill Elementary School	Average Score	15	22.73%	36	54.55%	9	13.64%	5	7.58%	1	1.52%	66	100%
		3.88	15	22.73%	36	54.55%	9	13.64%	5	7.58%	1	1.52%	66	100%
	Total		15	22.73%	36	54.55%	9	13.64%	5	7.58%	1	1.52%	66	100%

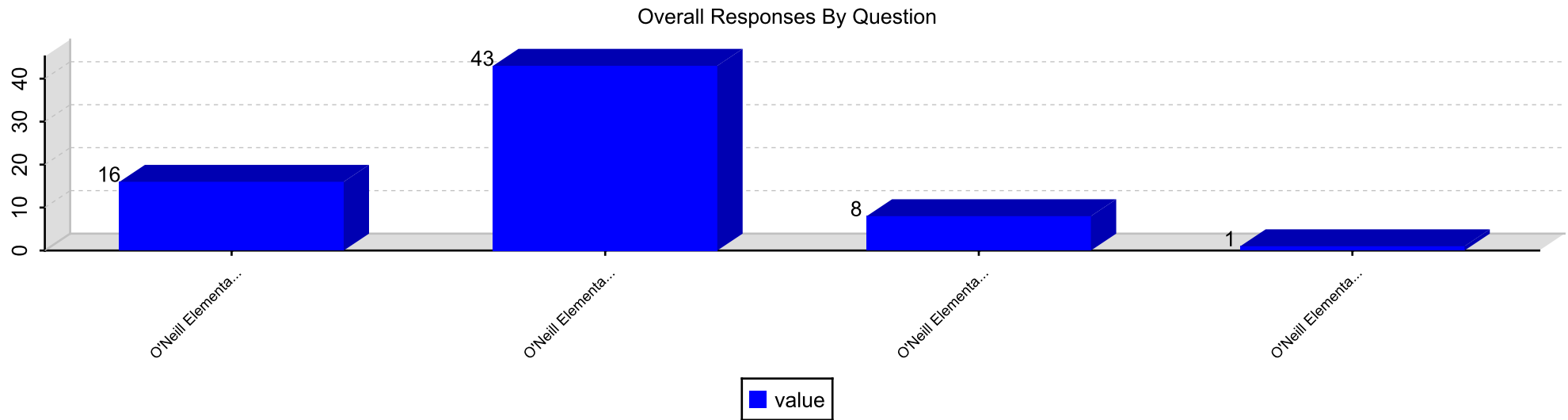
Question / Institution			Strongly Agree		Agree		Neutral		Disagree		Not Applicable		Total	
			#	%	#	%	#	%	#	%	#	%	#	%
34. My child is prepared for success in the next school year.	O'Neill Elementary School	Average Score	21	31.82%	36	54.55%	4	6.06%	3	4.55%	2	3.03%	66	100%
		4.05	21	31.82%	36	54.55%	4	6.06%	3	4.55%	2	3.03%	66	100%
	Total		21	31.82%	36	54.55%	4	6.06%	3	4.55%	2	3.03%	66	100%
35. My child has administrators and teachers that monitor and inform me of his/her learning progress.	O'Neill Elementary School	Average Score	17	25.76%	38	57.58%	9	13.64%	2	3.03%	0	0%	66	100%
		4.06	17	25.76%	38	57.58%	9	13.64%	2	3.03%	0	0%	66	100%
	Total		17	25.76%	38	57.58%	9	13.64%	2	3.03%	0	0%	66	100%
Total			53	26.77%	110	55.56%	22	11.11%	10	5.05%	3	1.52%	198	100%

Responses By Section and Question

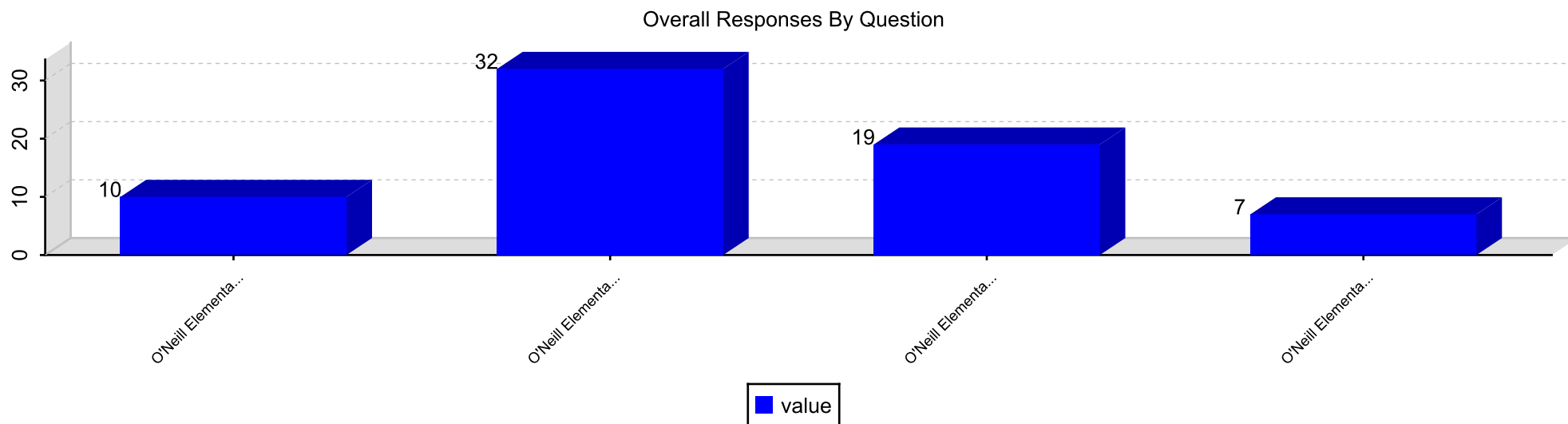
Section: Purpose and Direction

Responses By Question

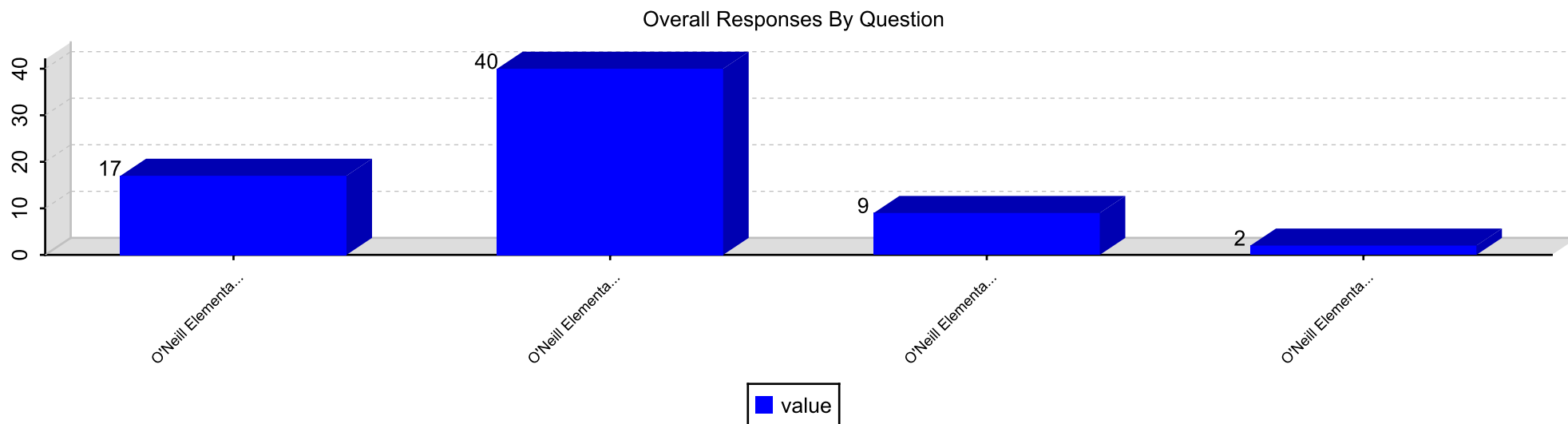
Question 1. Our school's purpose statement is clearly focused on student success.



Question 2. Our school's purpose statement is formally reviewed and revised with involvement from parents.



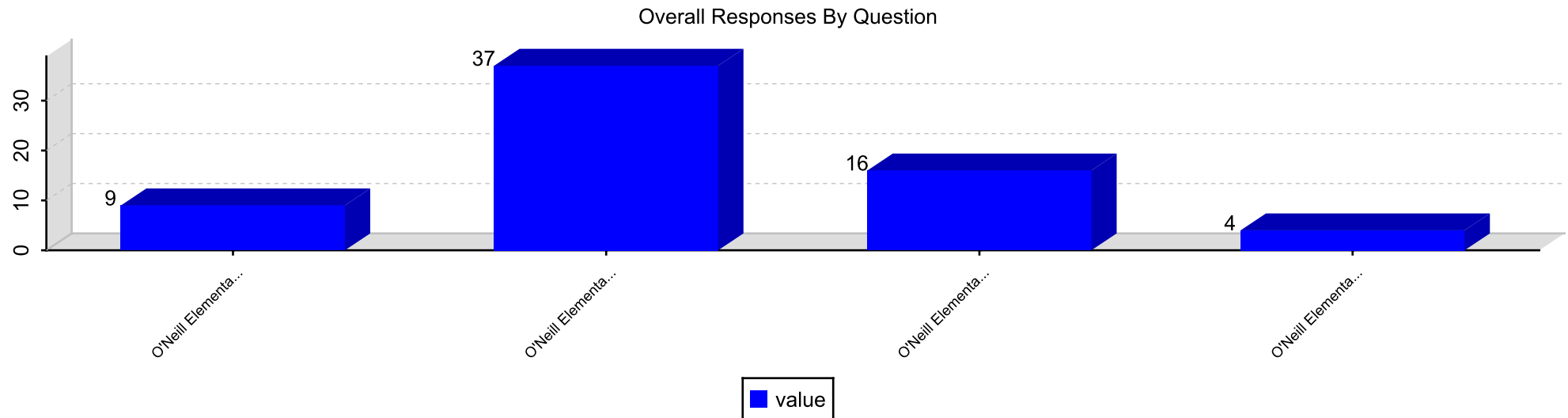
Question 3. Our school has established goals and a plan for improving student learning.



Section: Governance and Leadership

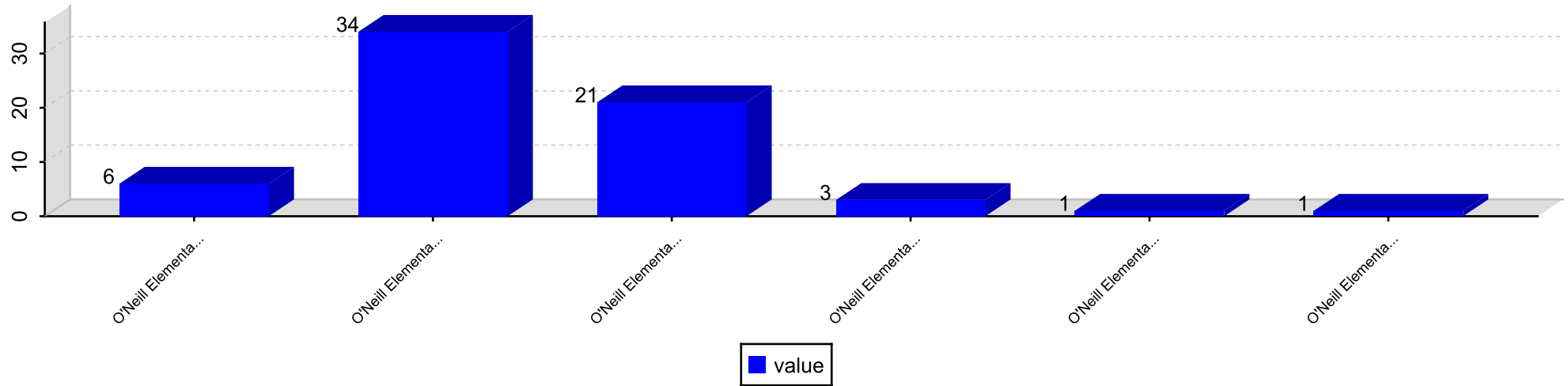
Responses By Question

Question 4. Our school's governing body operates responsibly and functions effectively.



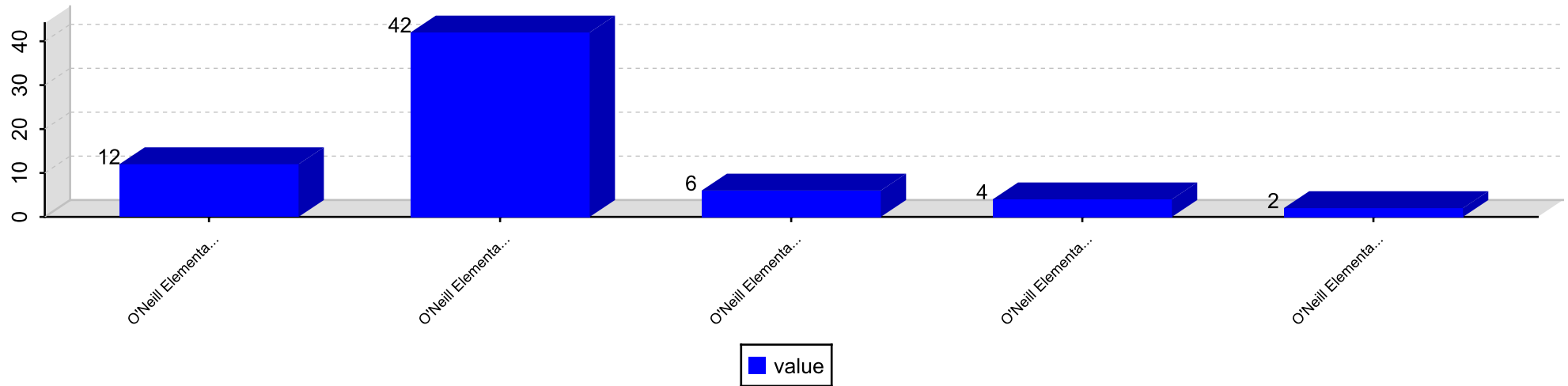
Question 5. Our school's governing body does not interfere with the operation or leadership of our school.

Overall Responses By Question

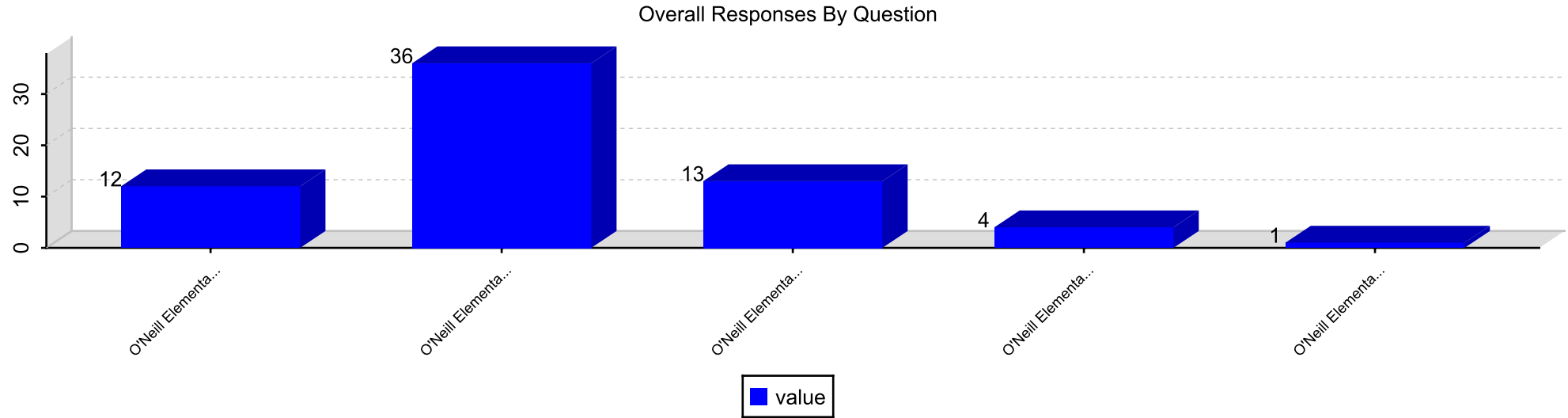


Question 6. Our school has high expectations for students in all classes.

Overall Responses By Question

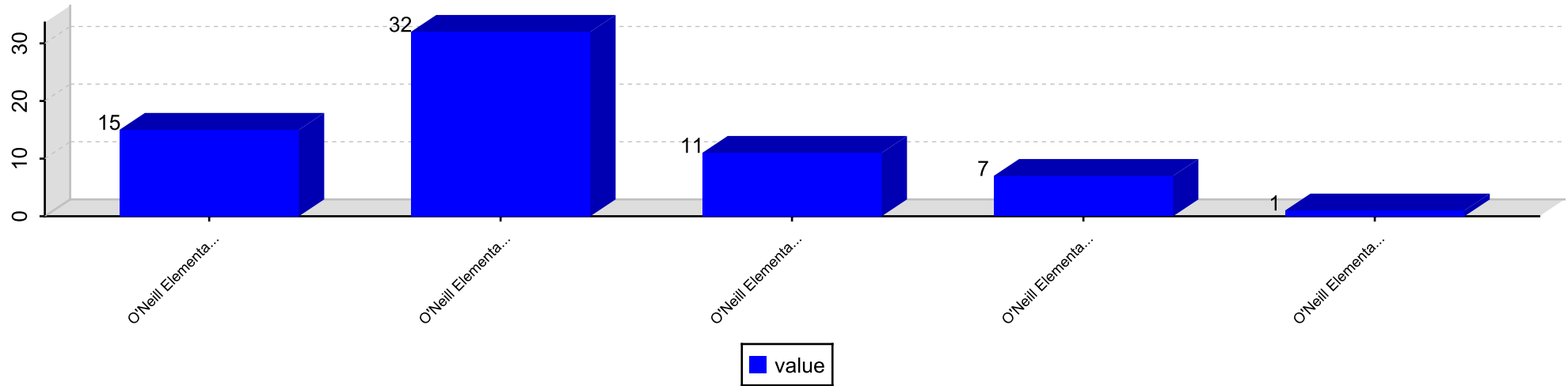


Question 7. Our school shares responsibility for student learning with its stakeholders.



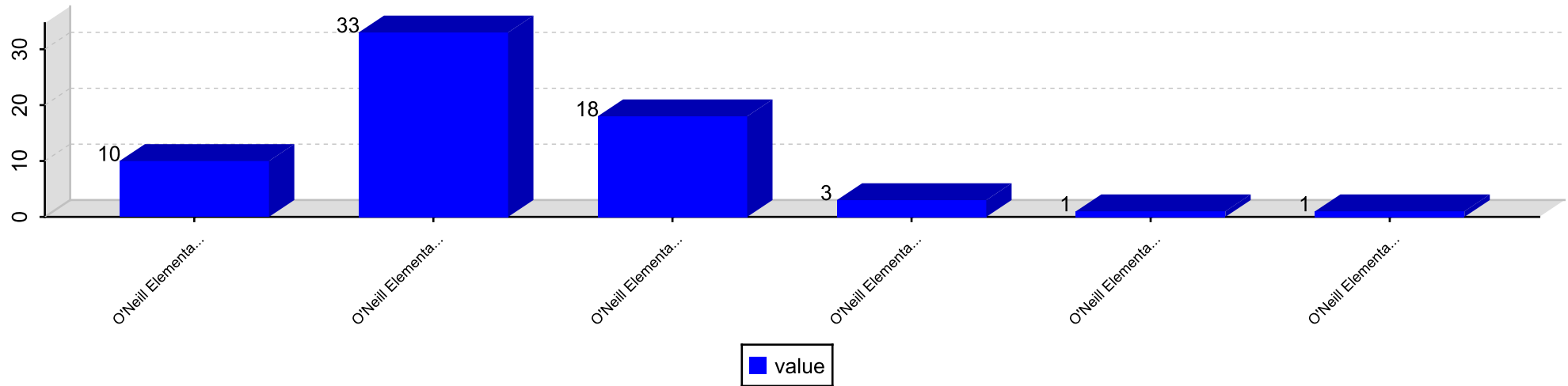
Question 8. Our school communicates effectively about the school's goals and activities.

Overall Responses By Question



Question 9. Our school provides opportunities for stakeholders to be involved in the school.

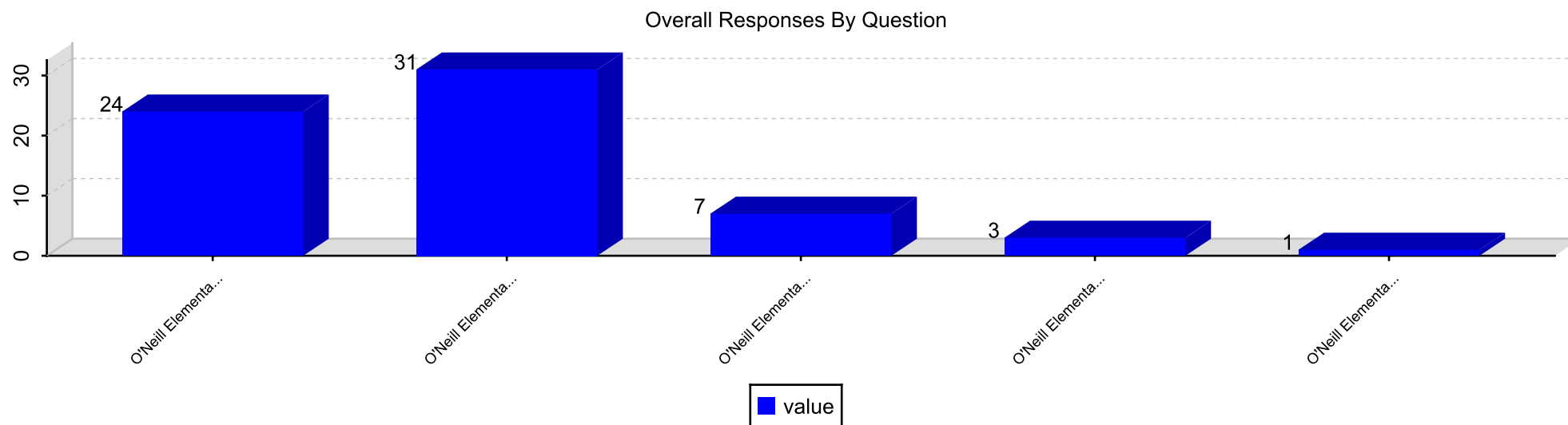
Overall Responses By Question



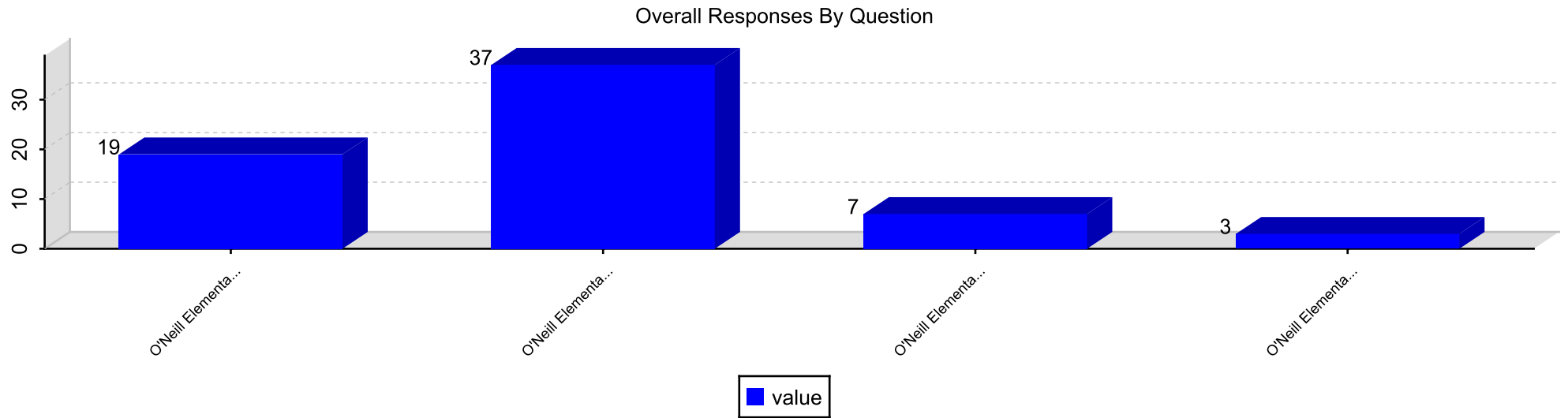
Section: Teaching and Assessing for Learning

Responses By Question

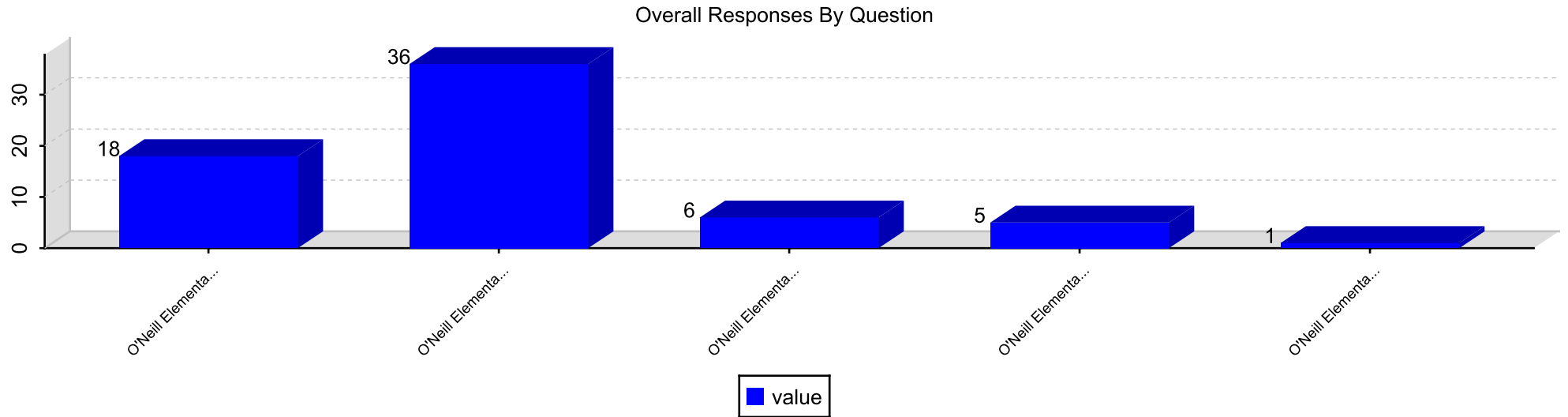
Question 10. All of my child's teachers provide an equitable curriculum that meets his/her learning needs.



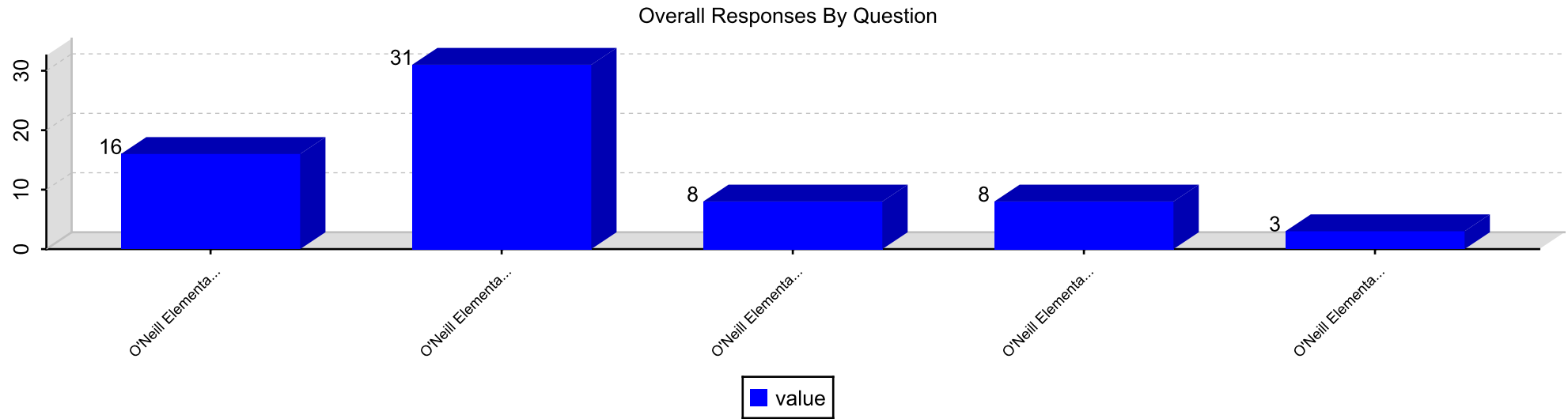
Question 11. All of my child's teachers give work that challenges my child.



Question 12. All of my child's teachers use a variety of teaching strategies and learning activities.

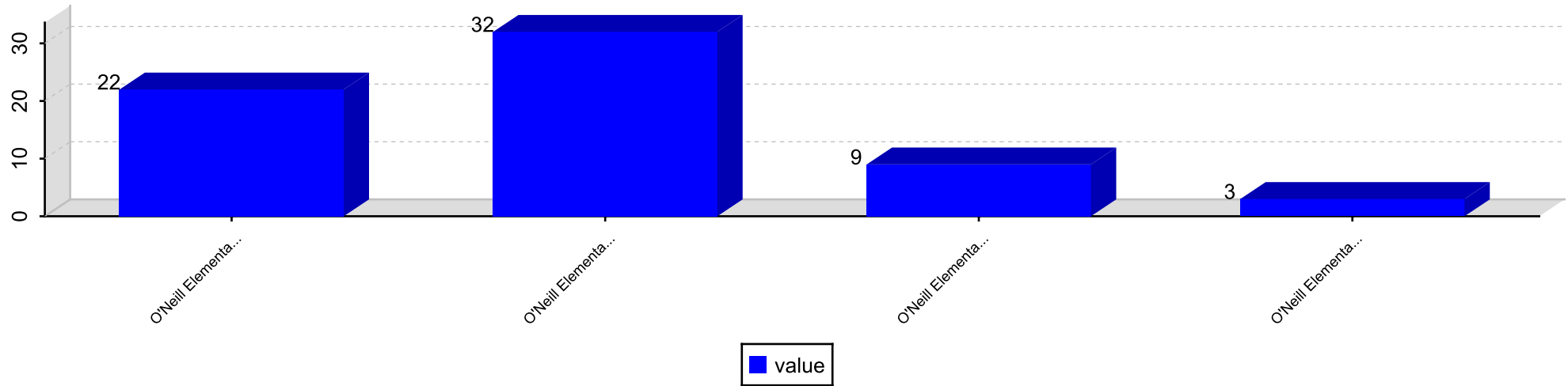


Question 13. All of my child's teachers meet his/her learning needs by individualizing instruction.



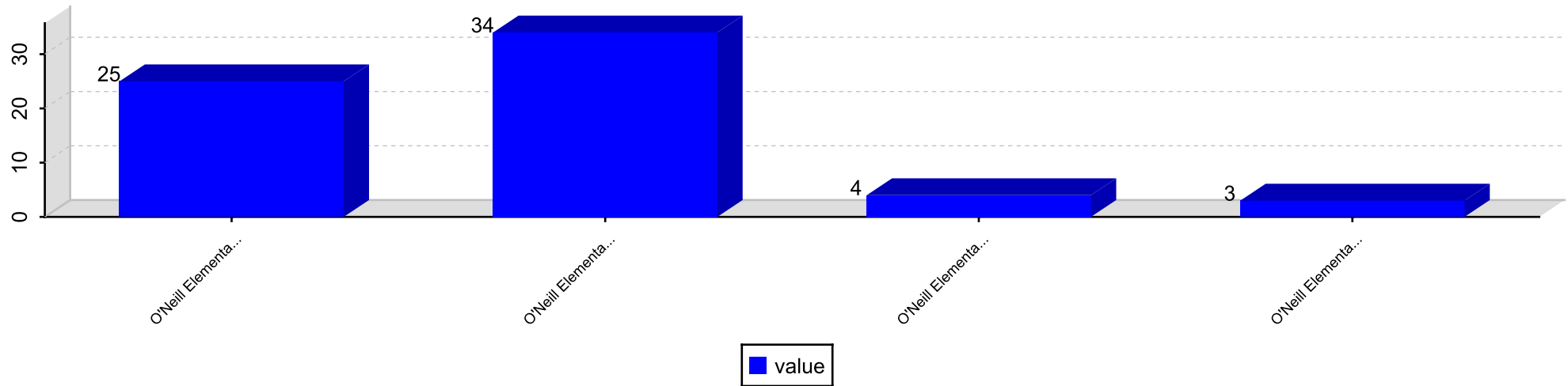
Question 14. All of my child's teachers work as a team to help my child learn.

Overall Responses By Question

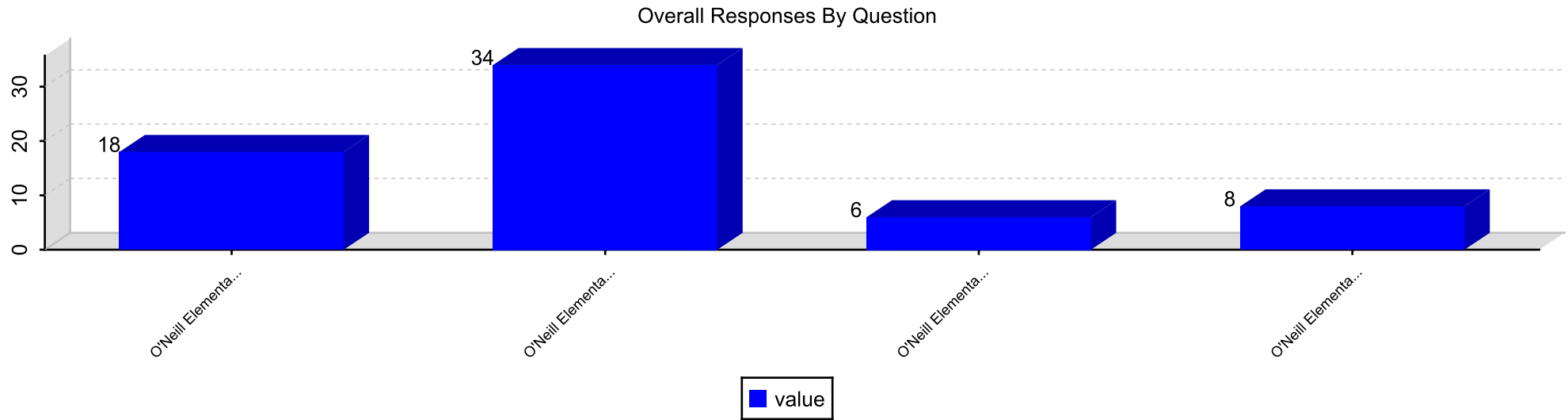


Question 15. All of my child's teachers help me to understand my child's progress.

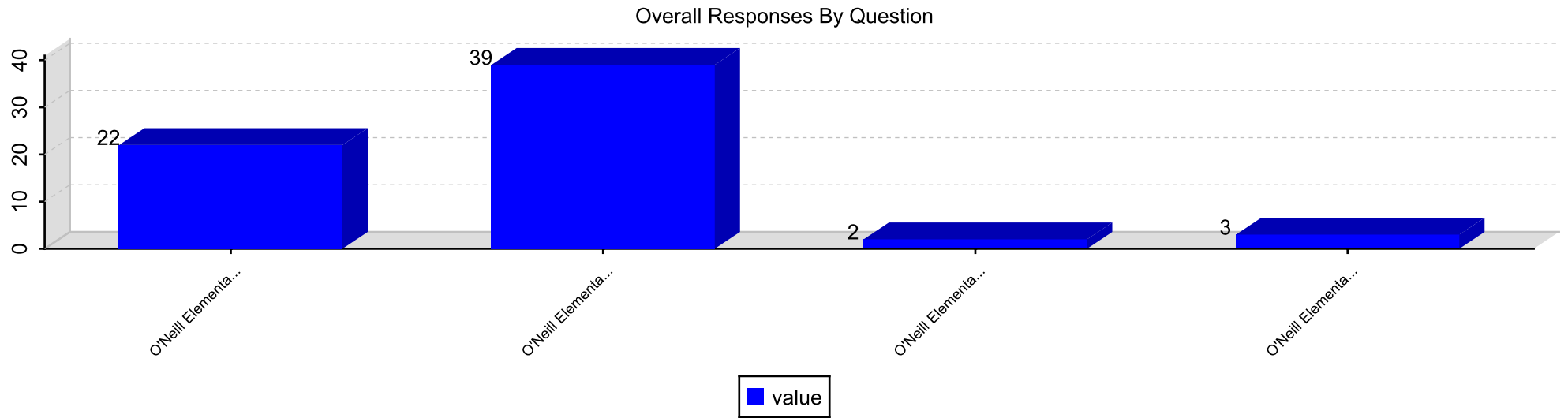
Overall Responses By Question



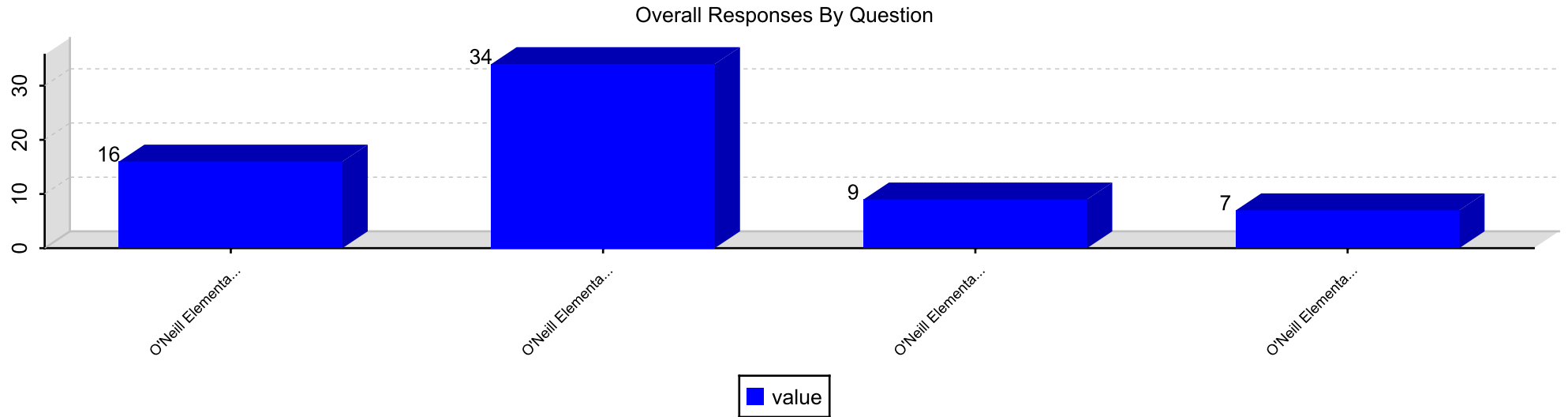
Question 16. All of my child's teachers keep me informed regularly of how my child is being graded.



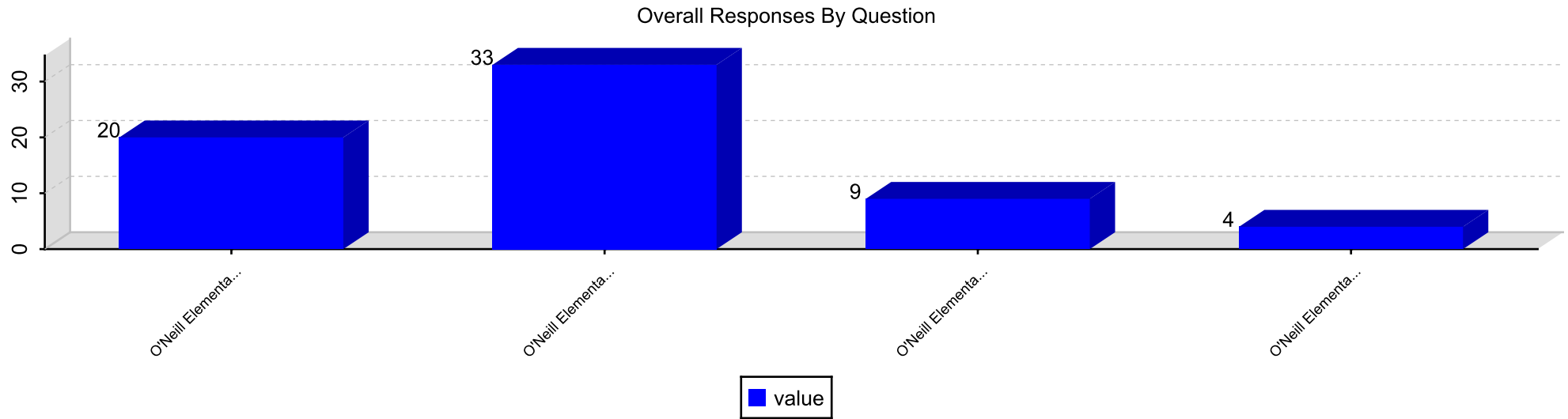
Question 17. All of my child's teachers report on my child's progress in easy to understand language.



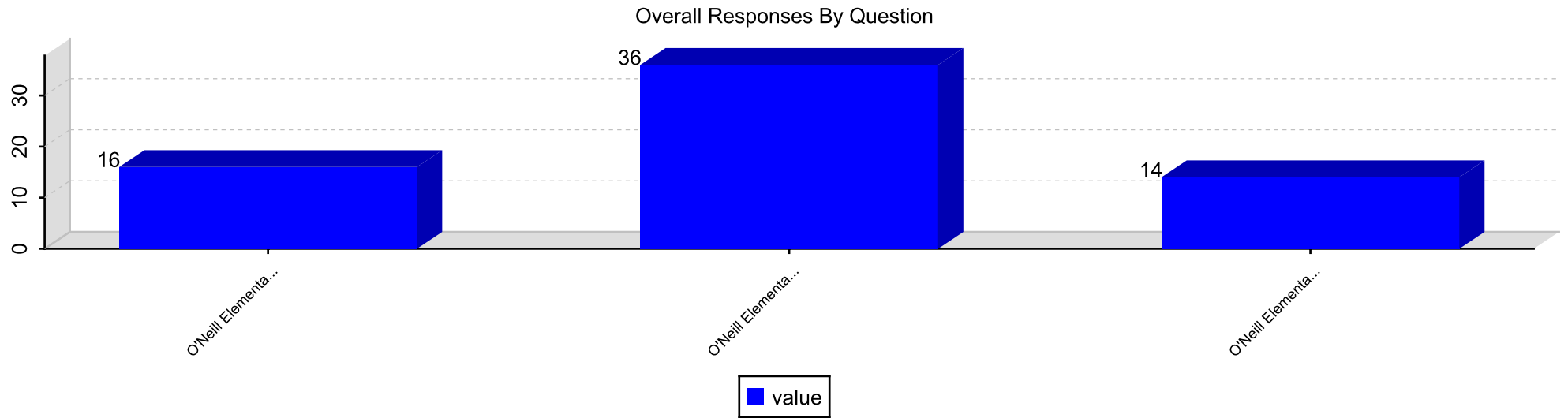
Question 18. My child sees a relationship between what is being taught and his/her everyday life.



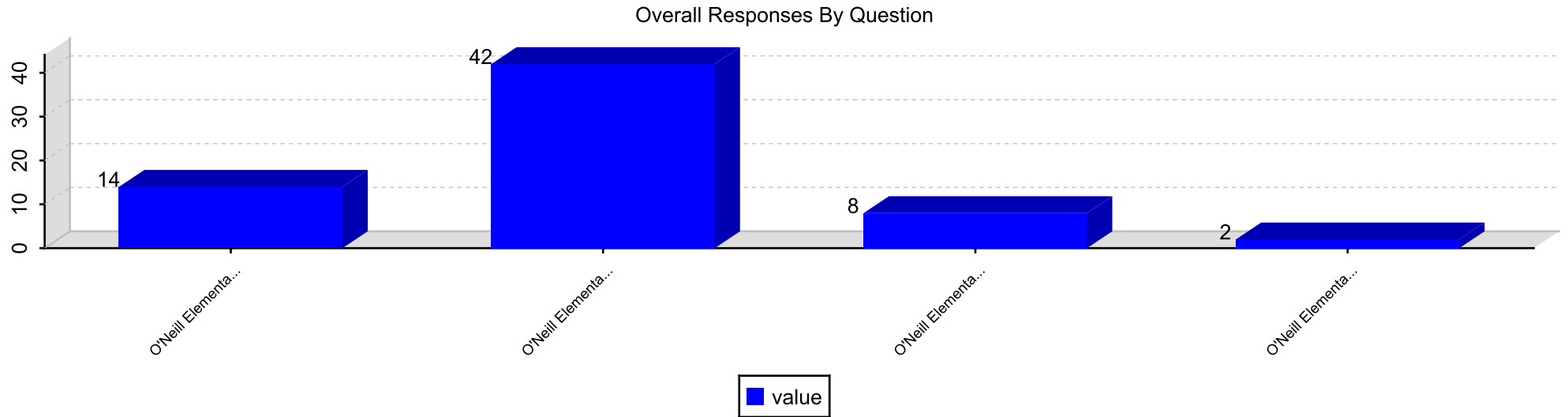
Question 19. My child knows the expectations for learning in all classes.



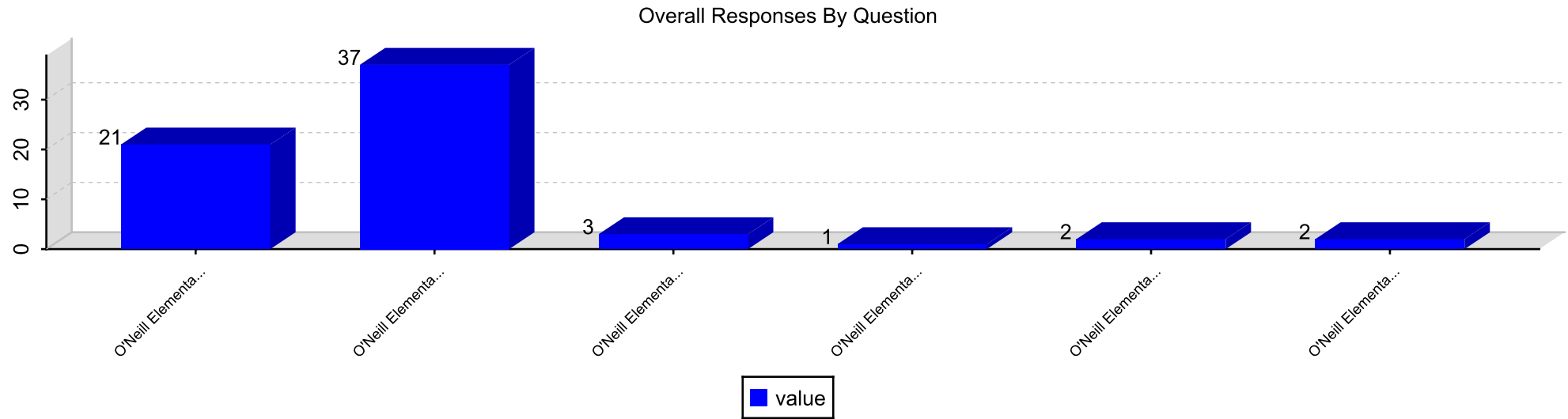
Question 20. My child has at least one adult advocate in the school.



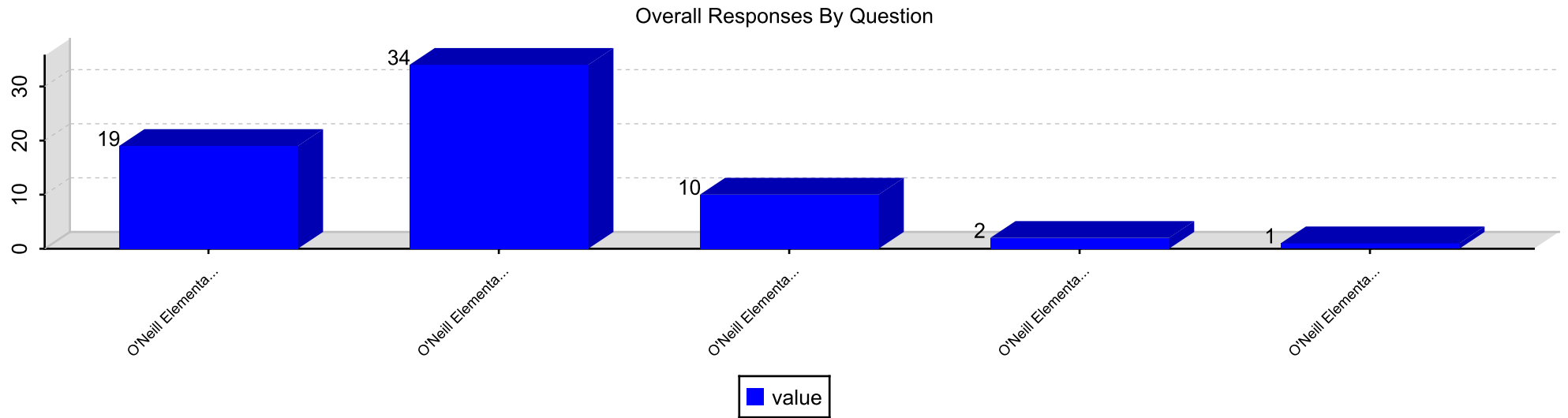
Question 21. My child is given multiple assessments to measure his/her understanding of what was taught.



Question 22. My child has up-to-date computers and other technology to learn.



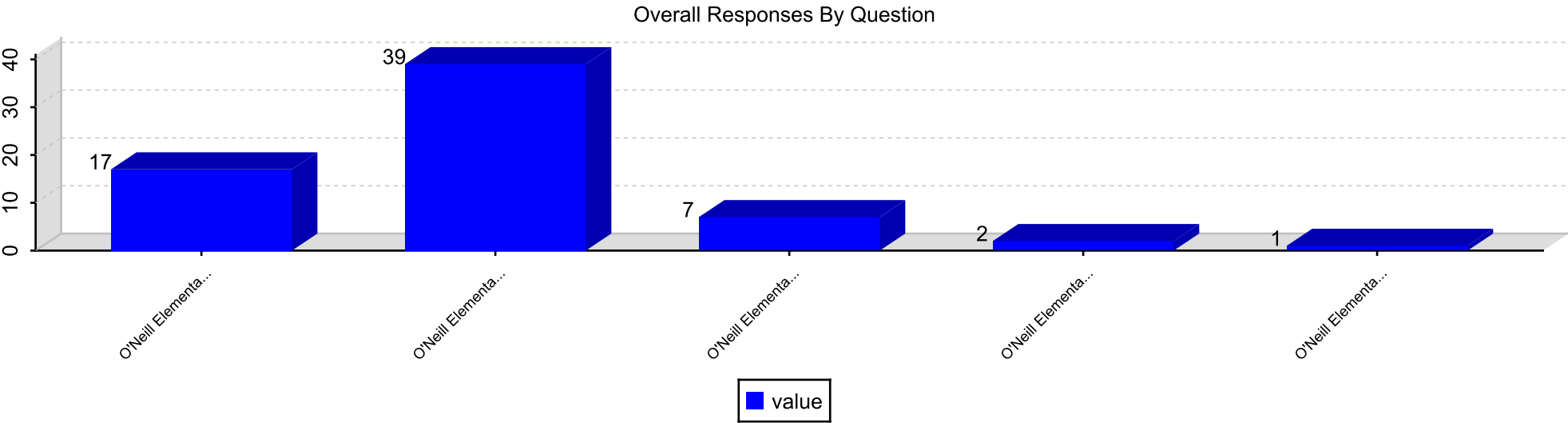
Question 23. My child has access to support services based on his/her identified needs.



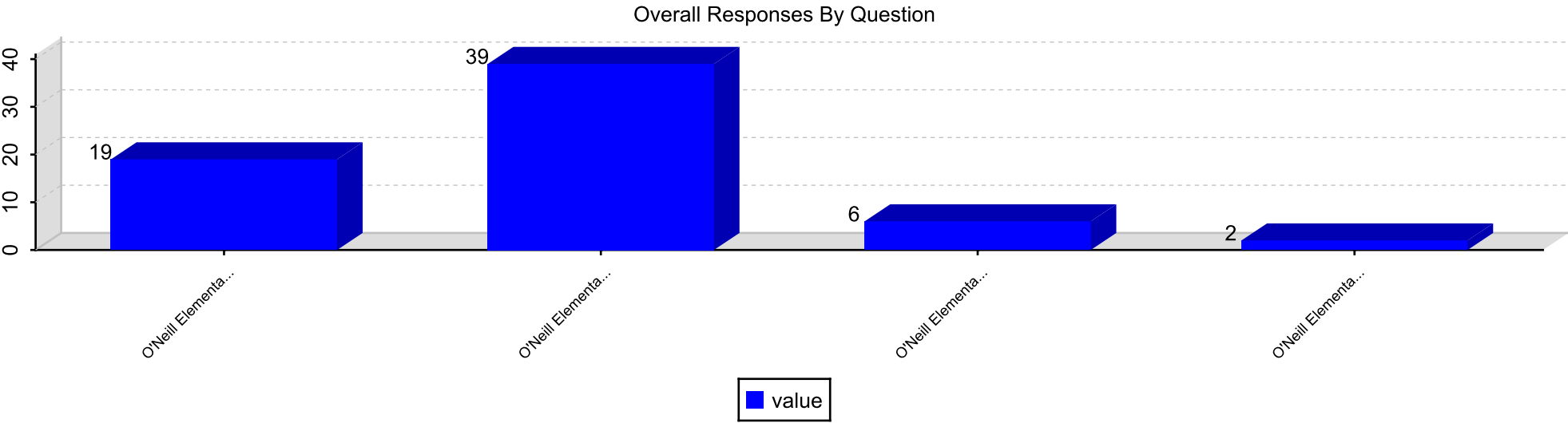
Section: Resources and Support Systems

Responses By Question

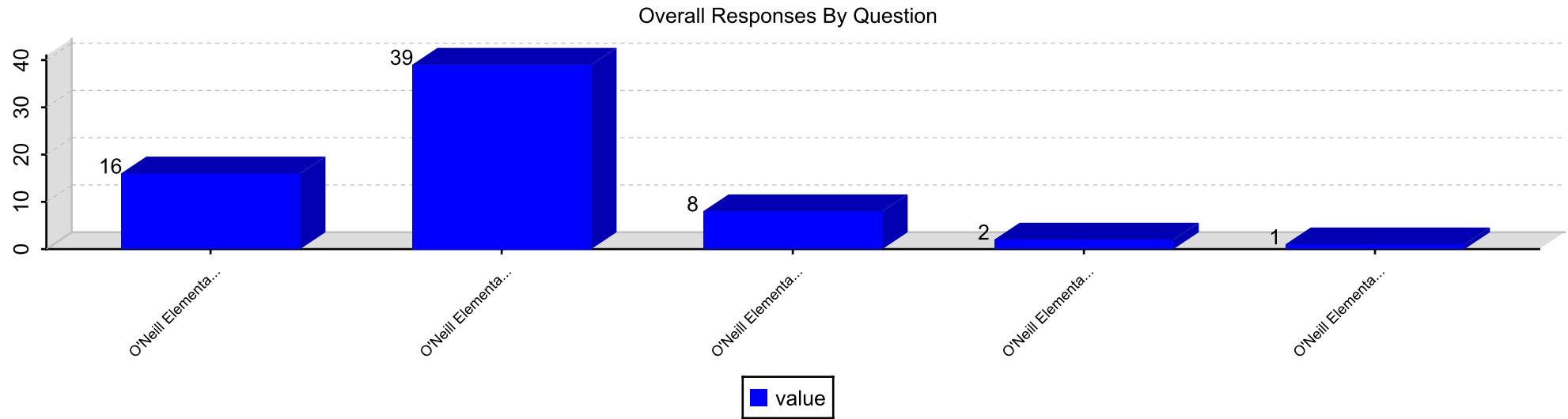
Question 24. Our school provides qualified staff members to support student learning.



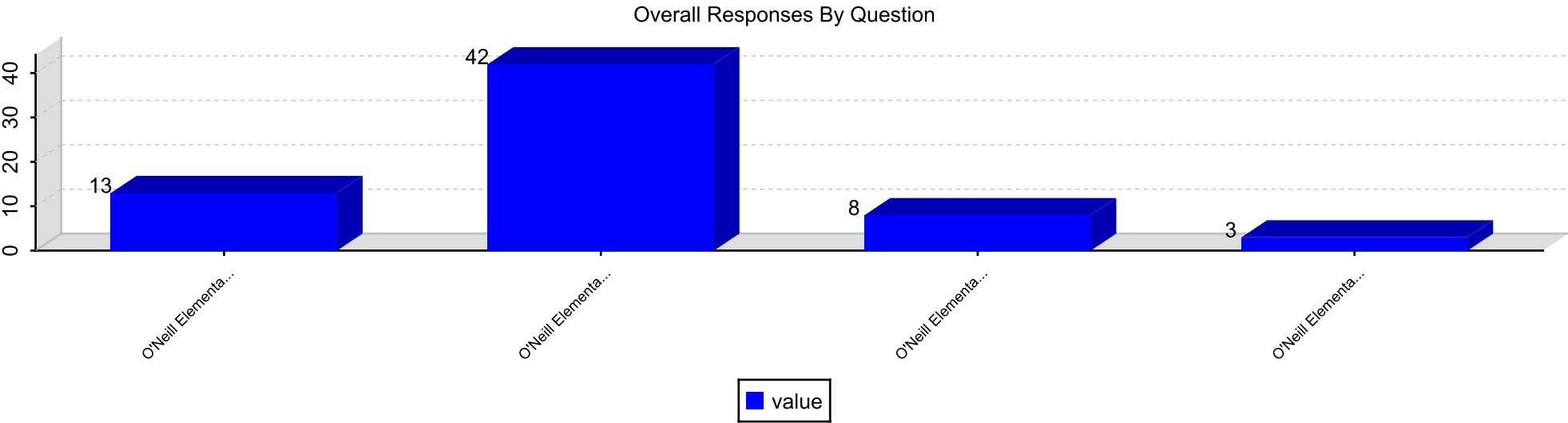
Question 25. Our school provides an adequate supply of learning resources that are current and in good condition.



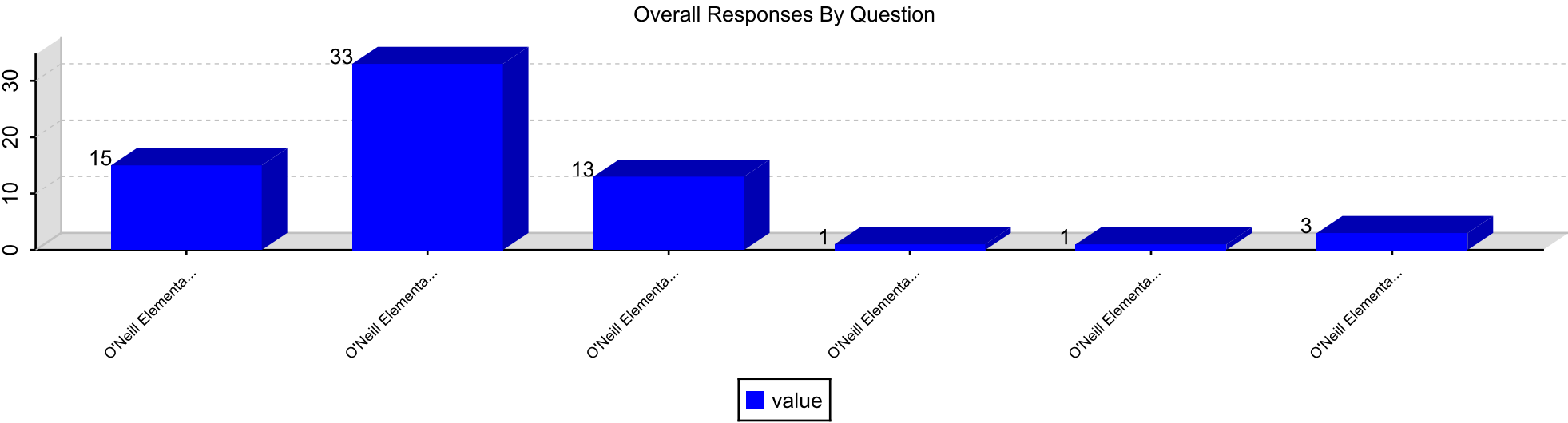
Question 26. Our school provides a safe learning environment.



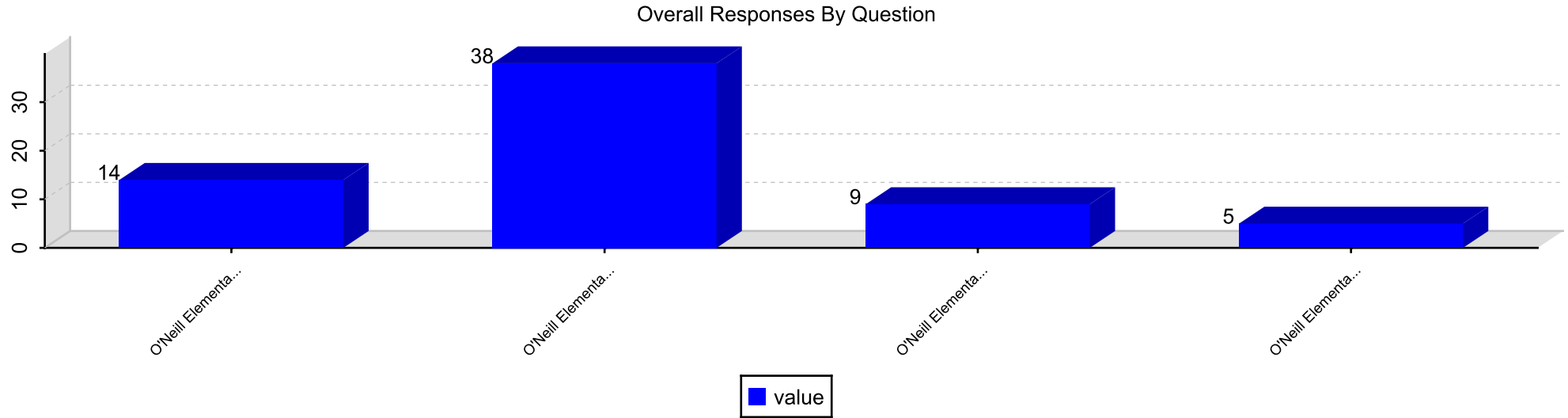
Question 27. Our school provides students with access to a variety of information resources to support their learning.



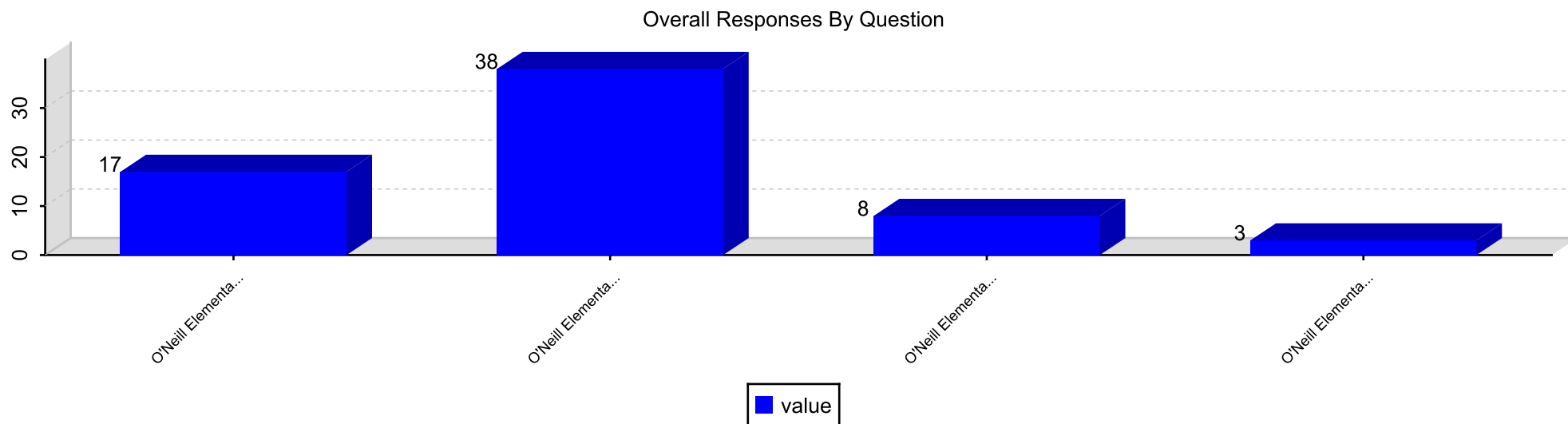
Question 28. Our school provides excellent support services (e.g., counseling, and/or career planning).



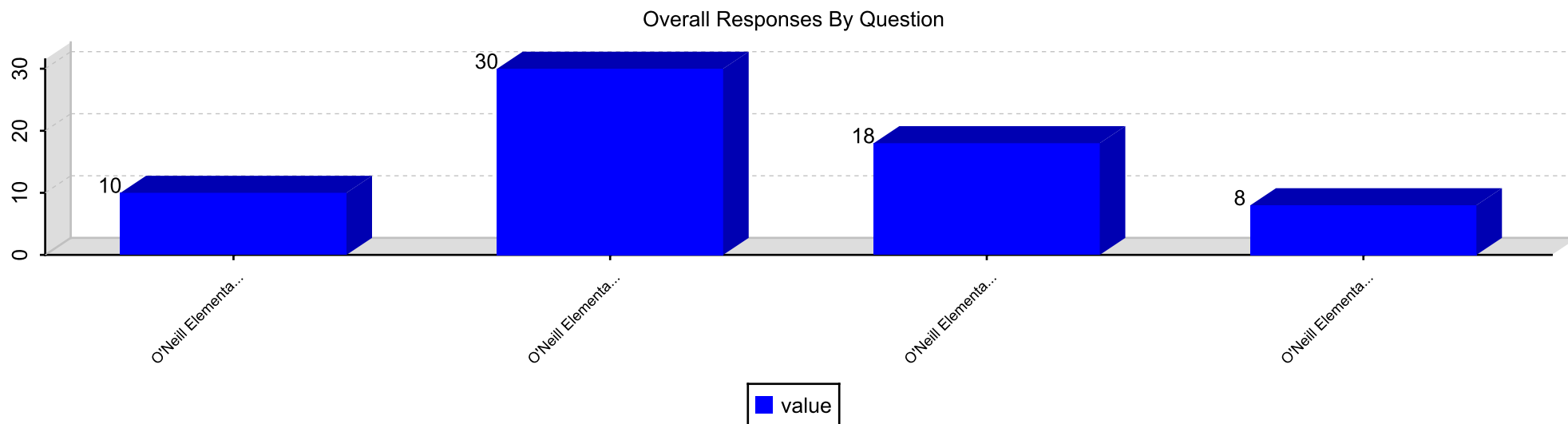
Question 29. Our school provides opportunities for students to participate in activities that interest them.



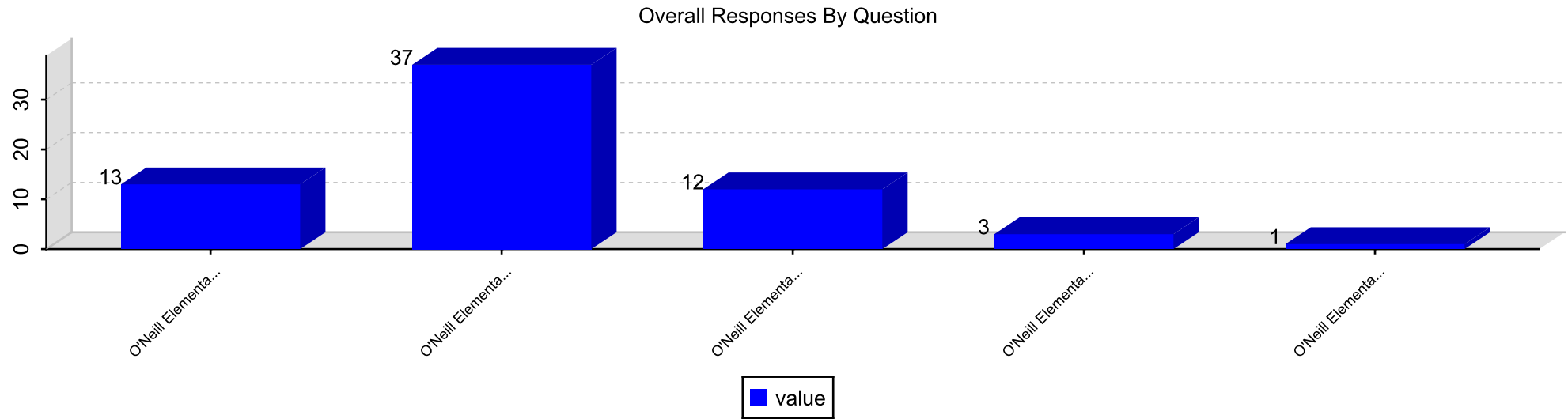
Question 30. Our school ensures that the facilities support student learning.



Question 31. Our school ensures the effective use of financial resources.



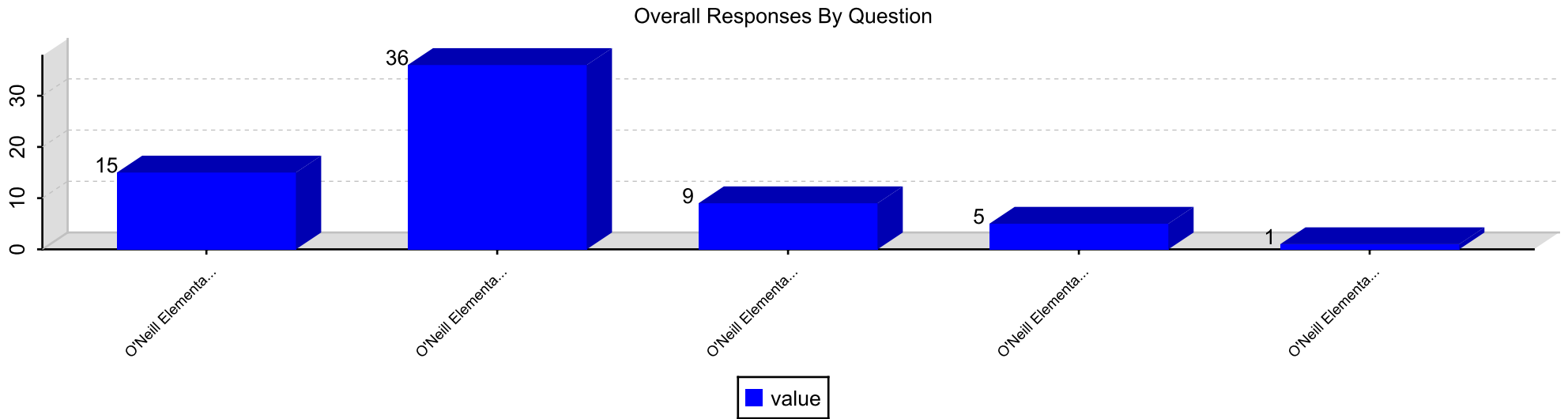
Question 32. Our school ensures that instructional time is protected and interruptions are minimized.



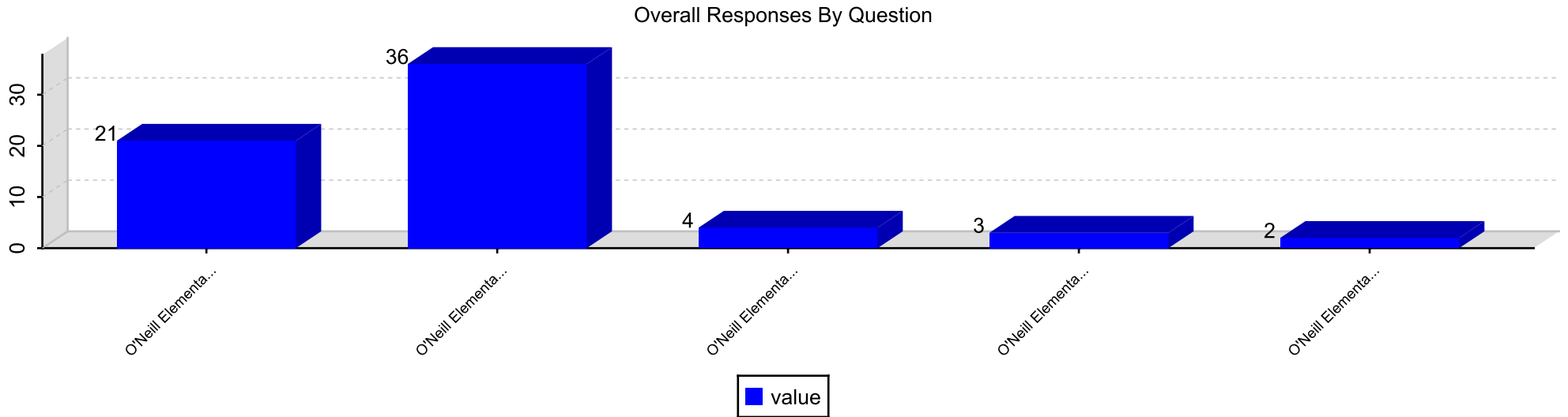
Section: Using Results for Continuous Improvement

Responses By Question

Question 33. Our school ensures that all staff members monitor and report the achievement of school goals.



Question 34. My child is prepared for success in the next school year.



Question 35. My child has administrators and teachers that monitor and inform me of his/her learning progress.

