

Survey Response Counts

Section: Purpose and Direction

Question / Institution			Strongly Agree		Agree		Neutral		Disagree		Strongly Disagree		Not Applicable		Total	
			#	%	#	%	#	%	#	%	#	%	#	%	#	%
1. Our school's purpose statement is clearly focused on student success.	O'Neill High School	Average Score	16	29.09%	31	56.36%	7	12.73%	0	0%	0	0%	1	1.82%	55	100%
		4.09	16	29.09%	31	56.36%	7	12.73%	0	0%	0	0%	1	1.82%	55	100%
	Total		16	29.09%	31	56.36%	7	12.73%	0	0%	0	0%	1	1.82%	55	100%
2. Our school's purpose statement is formally reviewed and revised with involvement from parents.	O'Neill High School	Average Score	8	14.55%	26	47.27%	15	27.27%	4	7.27%	1	1.82%	1	1.82%	55	100%
		3.6	8	14.55%	26	47.27%	15	27.27%	4	7.27%	1	1.82%	1	1.82%	55	100%
	Total		8	14.55%	26	47.27%	15	27.27%	4	7.27%	1	1.82%	1	1.82%	55	100%
3. Our school has established goals and a plan for improving student learning.	O'Neill High School	Average Score	16	29.09%	29	52.73%	7	12.73%	2	3.64%	1	1.82%	0	0%	55	100%
		4.04	16	29.09%	29	52.73%	7	12.73%	2	3.64%	1	1.82%	0	0%	55	100%
	Total		16	29.09%	29	52.73%	7	12.73%	2	3.64%	1	1.82%	0	0%	55	100%
Total			40	24.24%	86	52.12%	29	17.58%	6	3.64%	2	1.21%	2	1.21%	165	100%

Section: Governance and Leadership

Question / Institution			Strongly Agree		Agree		Neutral		Disagree		Strongly Disagree		Not Applicable		Total	
			#	%	#	%	#	%	#	%	#	%	#	%	#	%
4. Our school's governing body operates responsibly and functions effectively.	O'Neill High School	Average Score	7	12.73%	33	60%	9	16.36%	5	9.09%	1	1.82%	0	0%	55	100%
		3.73	7	12.73%	33	60%	9	16.36%	5	9.09%	1	1.82%	0	0%	55	100%
	Total		7	12.73%	33	60%	9	16.36%	5	9.09%	1	1.82%	0	0%	55	100%
5. Our school's governing body does not interfere with the operation or leadership of our school.	O'Neill High School	Average Score	7	12.73%	27	49.09%	11	20%	5	9.09%	4	7.27%	1	1.82%	55	100%
		3.45	7	12.73%	27	49.09%	11	20%	5	9.09%	4	7.27%	1	1.82%	55	100%
	Total		7	12.73%	27	49.09%	11	20%	5	9.09%	4	7.27%	1	1.82%	55	100%

Question / Institution			Strongly Agree		Agree		Neutral		Disagree		Strongly Disagree		Not Applicable		Total	
			#	%	#	%	#	%	#	%	#	%	#	%	#	%
6. Our school has high expectations for students in all classes.	O'Neill High School	Average Score	11	20%	31	56.36%	5	9.09%	7	12.73%	0	0%	1	1.82%	55	100%
		3.78	11	20%	31	56.36%	5	9.09%	7	12.73%	0	0%	1	1.82%	55	100%
	Total		11	20%	31	56.36%	5	9.09%	7	12.73%	0	0%	1	1.82%	55	100%
7. Our school shares responsibility for student learning with its stakeholders.	O'Neill High School	Average Score	7	12.73%	35	63.64%	10	18.18%	2	3.64%	0	0%	1	1.82%	55	100%
		3.8	7	12.73%	35	63.64%	10	18.18%	2	3.64%	0	0%	1	1.82%	55	100%
	Total		7	12.73%	35	63.64%	10	18.18%	2	3.64%	0	0%	1	1.82%	55	100%
8. Our school communicates effectively about the school's goals and activities.	O'Neill High School	Average Score	9	16.36%	32	58.18%	8	14.55%	5	9.09%	0	0%	1	1.82%	55	100%
		3.76	9	16.36%	32	58.18%	8	14.55%	5	9.09%	0	0%	1	1.82%	55	100%
	Total		9	16.36%	32	58.18%	8	14.55%	5	9.09%	0	0%	1	1.82%	55	100%
9. Our school provides opportunities for stakeholders to be involved in the school.	O'Neill High School	Average Score	11	20%	29	52.73%	11	20%	2	3.64%	0	0%	2	3.64%	55	100%
		3.78	11	20%	29	52.73%	11	20%	2	3.64%	0	0%	2	3.64%	55	100%
	Total		11	20%	29	52.73%	11	20%	2	3.64%	0	0%	2	3.64%	55	100%
Total			52	15.76%	187	56.67%	54	16.36%	26	7.88%	5	1.52%	6	1.82%	330	100%

Section: Teaching and Assessing for Learning

Question / Institution			Strongly Agree		Agree		Neutral		Disagree		Strongly Disagree		Not Applicable		Total	
			#	%	#	%	#	%	#	%	#	%	#	%	#	%
			#		#		#		#		#		#		#	
10. All of my child's teachers provide an equitable curriculum that meets his/her learning needs.	O'Neill High School	Average Score	17	31.48%	25	46.3%	4	7.41%	6	11.11%	2	3.7%	0	0%	54	100%
		3.91	17	31.48%	25	46.3%	4	7.41%	6	11.11%	2	3.7%	0	0%	54	100%
	Total		17	31.48%	25	46.3%	4	7.41%	6	11.11%	2	3.7%	0	0%	54	100%
11. All of my child's teachers give work that challenges my child.	O'Neill High School	Average Score	14	25.93%	35	64.81%	1	1.85%	4	7.41%	0	0%	0	0%	54	100%
		4.09	14	25.93%	35	64.81%	1	1.85%	4	7.41%	0	0%	0	0%	54	100%
	Total		14	25.93%	35	64.81%	1	1.85%	4	7.41%	0	0%	0	0%	54	100%
12. All of my child's teachers use a variety of teaching strategies and learning activities.	O'Neill High School	Average Score	13	24.07%	27	50%	8	14.81%	5	9.26%	1	1.85%	0	0%	54	100%
		3.85	13	24.07%	27	50%	8	14.81%	5	9.26%	1	1.85%	0	0%	54	100%
	Total		13	24.07%	27	50%	8	14.81%	5	9.26%	1	1.85%	0	0%	54	100%

Question / Institution			Strongly Agree		Agree		Neutral		Disagree		Strongly Disagree		Not Applicable		Total	
			#	%	#	%	#	%	#	%	#	%	#	%	#	%
			#		#		#		#		#		#		#	
13. All of my child's teachers meet his/her learning needs by individualizing instruction.	O'Neill High School	Average Score	12	22.22%	25	46.3%	7	12.96%	9	16.67%	1	1.85%	0	0%	54	100%
		3.7	12	22.22%	25	46.3%	7	12.96%	9	16.67%	1	1.85%	0	0%	54	100%
	Total		12	22.22%	25	46.3%	7	12.96%	9	16.67%	1	1.85%	0	0%	54	100%
14. All of my child's teachers work as a team to help my child learn.	O'Neill High School	Average Score	10	18.52%	25	46.3%	9	16.67%	7	12.96%	3	5.56%	0	0%	54	100%
		3.59	10	18.52%	25	46.3%	9	16.67%	7	12.96%	3	5.56%	0	0%	54	100%
	Total		10	18.52%	25	46.3%	9	16.67%	7	12.96%	3	5.56%	0	0%	54	100%
15. All of my child's teachers help me to understand my child's progress.	O'Neill High School	Average Score	14	25.93%	34	62.96%	3	5.56%	3	5.56%	0	0%	0	0%	54	100%
		4.09	14	25.93%	34	62.96%	3	5.56%	3	5.56%	0	0%	0	0%	54	100%
	Total		14	25.93%	34	62.96%	3	5.56%	3	5.56%	0	0%	0	0%	54	100%
16. All of my child's teachers keep me informed regularly of how my child is being graded.	O'Neill High School	Average Score	11	20.37%	24	44.44%	11	20.37%	6	11.11%	2	3.7%	0	0%	54	100%
		3.67	11	20.37%	24	44.44%	11	20.37%	6	11.11%	2	3.7%	0	0%	54	100%
	Total		11	20.37%	24	44.44%	11	20.37%	6	11.11%	2	3.7%	0	0%	54	100%
17. All of my child's teachers report on my child's progress in easy to understand language.	O'Neill High School	Average Score	13	24.07%	32	59.26%	6	11.11%	2	3.7%	1	1.85%	0	0%	54	100%
		4.0	13	24.07%	32	59.26%	6	11.11%	2	3.7%	1	1.85%	0	0%	54	100%
	Total		13	24.07%	32	59.26%	6	11.11%	2	3.7%	1	1.85%	0	0%	54	100%
18. My child sees a relationship between what is being taught and his/her everyday life.	O'Neill High School	Average Score	8	14.81%	25	46.3%	11	20.37%	10	18.52%	0	0%	0	0%	54	100%
		3.57	8	14.81%	25	46.3%	11	20.37%	10	18.52%	0	0%	0	0%	54	100%
	Total		8	14.81%	25	46.3%	11	20.37%	10	18.52%	0	0%	0	0%	54	100%
19. My child knows the expectations for learning in all classes.	O'Neill High School	Average Score	13	24.07%	37	68.52%	1	1.85%	3	5.56%	0	0%	0	0%	54	100%
		4.11	13	24.07%	37	68.52%	1	1.85%	3	5.56%	0	0%	0	0%	54	100%
	Total		13	24.07%	37	68.52%	1	1.85%	3	5.56%	0	0%	0	0%	54	100%
20. My child has at least one adult advocate in the school.	O'Neill High School	Average Score	18	33.33%	30	55.56%	5	9.26%	1	1.85%	0	0%	0	0%	54	100%
		4.2	18	33.33%	30	55.56%	5	9.26%	1	1.85%	0	0%	0	0%	54	100%
	Total		18	33.33%	30	55.56%	5	9.26%	1	1.85%	0	0%	0	0%	54	100%
21. My child is given multiple assessments to measure his/her understanding of what was taught.	O'Neill High School	Average Score	10	18.52%	39	72.22%	4	7.41%	1	1.85%	0	0%	0	0%	54	100%
		4.07	10	18.52%	39	72.22%	4	7.41%	1	1.85%	0	0%	0	0%	54	100%
	Total		10	18.52%	39	72.22%	4	7.41%	1	1.85%	0	0%	0	0%	54	100%

Question / Institution			Strongly Agree		Agree		Neutral		Disagree		Strongly Disagree		Not Applicable		Total	
			#	%	#	%	#	%	#	%	#	%	#	%	#	%
22. My child has up-to-date computers and other technology to learn.	O'Neill High School	Average Score	32	59.26%	19	35.19%	2	3.7%	1	1.85%	0	0%	0	0%	54	100%
		4.52	32	59.26%	19	35.19%	2	3.7%	1	1.85%	0	0%	0	0%	54	100%
	Total		32	59.26%	19	35.19%	2	3.7%	1	1.85%	0	0%	0	0%	54	100%
23. My child has access to support services based on his/her identified needs.	O'Neill High School	Average Score	16	29.63%	28	51.85%	5	9.26%	3	5.56%	0	0%	2	3.7%	54	100%
		3.94	16	29.63%	28	51.85%	5	9.26%	3	5.56%	0	0%	2	3.7%	54	100%
	Total		16	29.63%	28	51.85%	5	9.26%	3	5.56%	0	0%	2	3.7%	54	100%
Total			201	26.59%	405	53.57%	77	10.19%	61	8.07%	10	1.32%	2	0.26%	756	100%

Section: Resources and Support Systems

Question / Institution			Strongly Agree		Agree		Neutral		Disagree		Strongly Disagree		Total	
			#	%	#	%	#	%	#	%	#	%	#	%
24. Our school provides qualified staff members to support student learning.	O'Neill High School	Average Score	22	41.51%	25	47.17%	4	7.55%	2	3.77%	0	0%	53	100%
		4.26	22	41.51%	25	47.17%	4	7.55%	2	3.77%	0	0%	53	100%
	Total		22	41.51%	25	47.17%	4	7.55%	2	3.77%	0	0%	53	100%
25. Our school provides an adequate supply of learning resources that are current and in good condition.	O'Neill High School	Average Score	22	41.51%	27	50.94%	3	5.66%	1	1.89%	0	0%	53	100%
		4.32	22	41.51%	27	50.94%	3	5.66%	1	1.89%	0	0%	53	100%
	Total		22	41.51%	27	50.94%	3	5.66%	1	1.89%	0	0%	53	100%
26. Our school provides a safe learning environment.	O'Neill High School	Average Score	18	33.96%	29	54.72%	4	7.55%	1	1.89%	1	1.89%	53	100%
		4.17	18	33.96%	29	54.72%	4	7.55%	1	1.89%	1	1.89%	53	100%
	Total		18	33.96%	29	54.72%	4	7.55%	1	1.89%	1	1.89%	53	100%
27. Our school provides students with access to a variety of information resources to support their learning.	O'Neill High School	Average Score	19	35.85%	30	56.6%	3	5.66%	1	1.89%	0	0%	53	100%
		4.26	19	35.85%	30	56.6%	3	5.66%	1	1.89%	0	0%	53	100%
	Total		19	35.85%	30	56.6%	3	5.66%	1	1.89%	0	0%	53	100%

Question / Institution			Strongly Agree		Agree		Neutral		Disagree		Strongly Disagree		Total	
			#	%	#	%	#	%	#	%	#	%	#	%
28. Our school provides excellent support services (e.g., counseling, and/or career planning).	O'Neill High School	Average Score	16	30.19%	28	52.83%	7	13.21%	2	3.77%	0	0%	53	100%
		4.09	16	30.19%	28	52.83%	7	13.21%	2	3.77%	0	0%	53	100%
	Total		16	30.19%	28	52.83%	7	13.21%	2	3.77%	0	0%	53	100%
29. Our school provides opportunities for students to participate in activities that interest them.	O'Neill High School	Average Score	26	49.06%	25	47.17%	2	3.77%	0	0%	0	0%	53	100%
		4.45	26	49.06%	25	47.17%	2	3.77%	0	0%	0	0%	53	100%
	Total		26	49.06%	25	47.17%	2	3.77%	0	0%	0	0%	53	100%
30. Our school ensures that the facilities support student learning.	O'Neill High School	Average Score	8	15.09%	35	66.04%	7	13.21%	2	3.77%	1	1.89%	53	100%
		3.89	8	15.09%	35	66.04%	7	13.21%	2	3.77%	1	1.89%	53	100%
	Total		8	15.09%	35	66.04%	7	13.21%	2	3.77%	1	1.89%	53	100%
31. Our school ensures the effective use of financial resources.	O'Neill High School	Average Score	9	16.98%	27	50.94%	12	22.64%	4	7.55%	1	1.89%	53	100%
		3.74	9	16.98%	27	50.94%	12	22.64%	4	7.55%	1	1.89%	53	100%
	Total		9	16.98%	27	50.94%	12	22.64%	4	7.55%	1	1.89%	53	100%
32. Our school ensures that instructional time is protected and interruptions are minimized.	O'Neill High School	Average Score	8	15.09%	33	62.26%	7	13.21%	5	9.43%	0	0%	53	100%
		3.83	8	15.09%	33	62.26%	7	13.21%	5	9.43%	0	0%	53	100%
	Total		8	15.09%	33	62.26%	7	13.21%	5	9.43%	0	0%	53	100%
Total			148	31.03%	259	54.3%	49	10.27%	18	3.77%	3	0.63%	477	100%

Section: Using Results for Continuous Improvement

Question / Institution			Strongly Agree		Agree		Neutral		Disagree		Strongly Disagree		Total	
			#	%	#	%	#	%	#	%	#	%	#	%
33. Our school ensures that all staff members monitor and report the achievement of school goals.	O'Neill High School	Average Score	12	22.64%	32	60.38%	9	16.98%	0	0%	0	0%	53	100%
		4.06	12	22.64%	32	60.38%	9	16.98%	0	0%	0	0%	53	100%
	Total		12	22.64%	32	60.38%	9	16.98%	0	0%	0	0%	53	100%

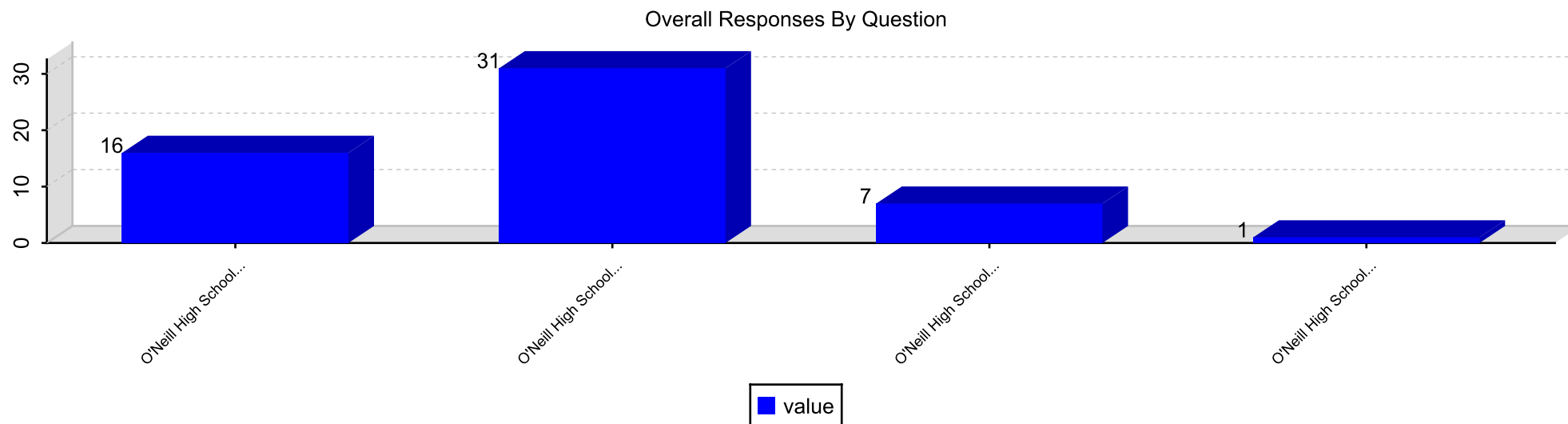
Question / Institution			Strongly Agree		Agree		Neutral		Disagree		Strongly Disagree		Total	
			#	%	#	%	#	%	#	%	Strongly Disagree		#	%
											#	%		
34. My child is prepared for success in the next school year.	O'Neill High School	Average Score	16	30.19%	31	58.49%	3	5.66%	3	5.66%	0	0%	53	100%
		4.13	16	30.19%	31	58.49%	3	5.66%	3	5.66%	0	0%	53	100%
	Total		16	30.19%	31	58.49%	3	5.66%	3	5.66%	0	0%	53	100%
35. My child has administrators and teachers that monitor and inform me of his/her learning progress.	O'Neill High School	Average Score	19	35.85%	27	50.94%	4	7.55%	2	3.77%	1	1.89%	53	100%
		4.15	19	35.85%	27	50.94%	4	7.55%	2	3.77%	1	1.89%	53	100%
	Total		19	35.85%	27	50.94%	4	7.55%	2	3.77%	1	1.89%	53	100%
	Total		47	29.56%	90	56.6%	16	10.06%	5	3.14%	1	0.63%	159	100%

Responses By Section and Question

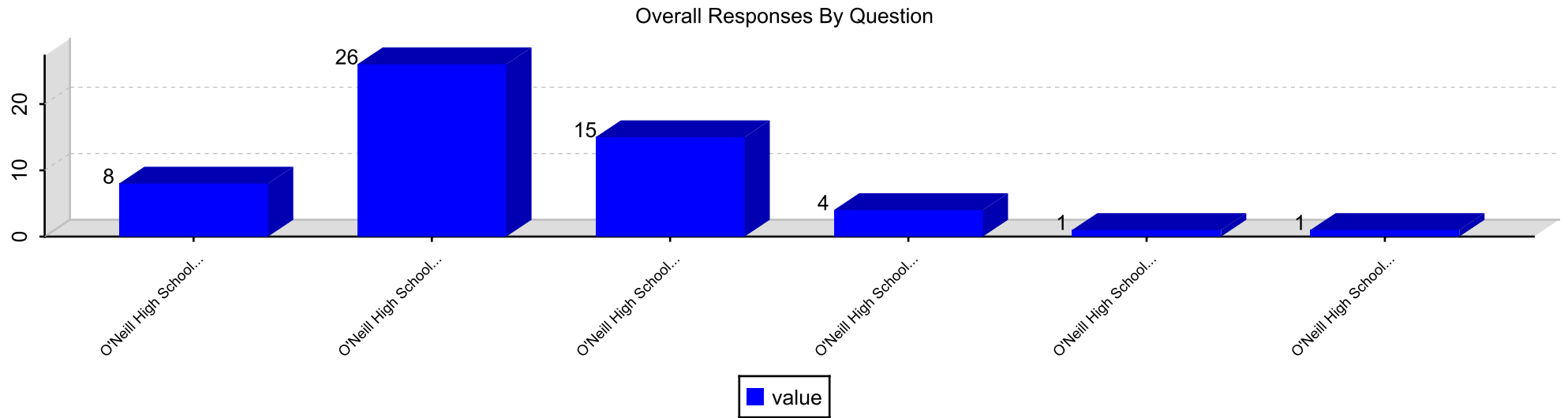
Section: Purpose and Direction

Responses By Question

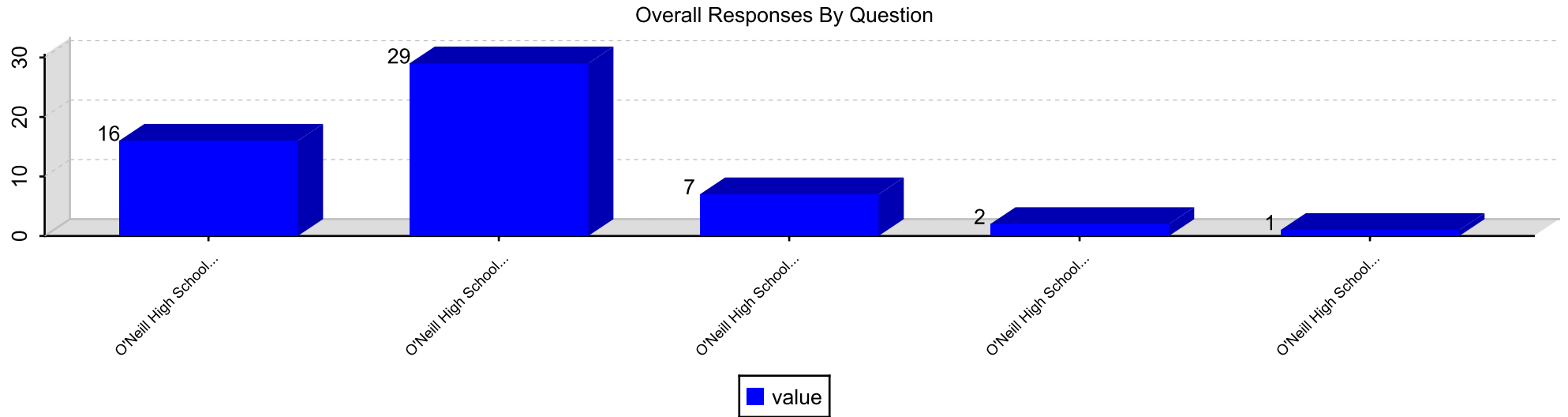
Question 1. Our school's purpose statement is clearly focused on student success.



Question 2. Our school's purpose statement is formally reviewed and revised with involvement from parents.



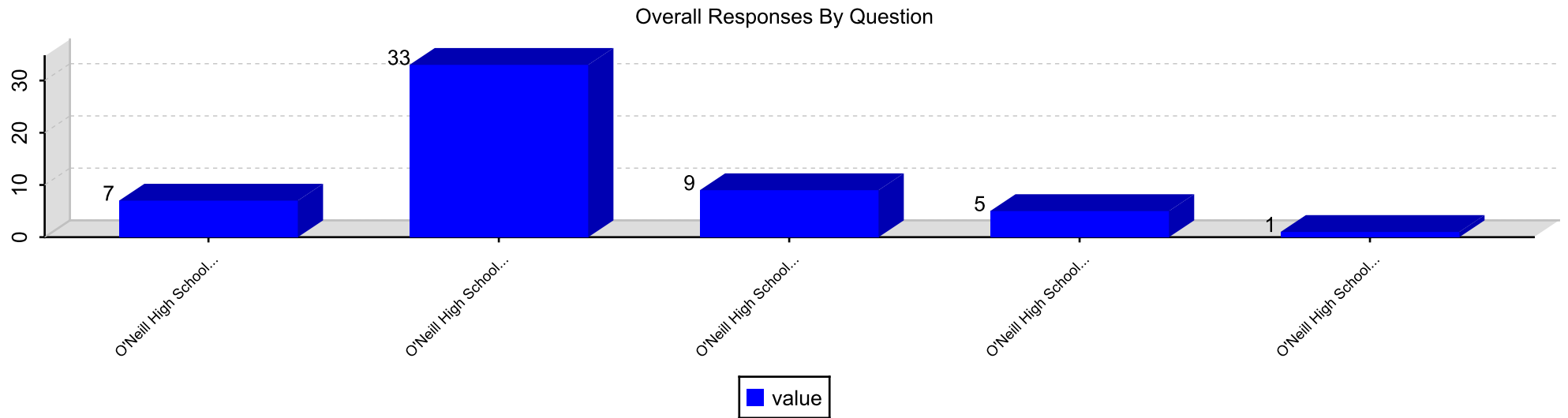
Question 3. Our school has established goals and a plan for improving student learning.



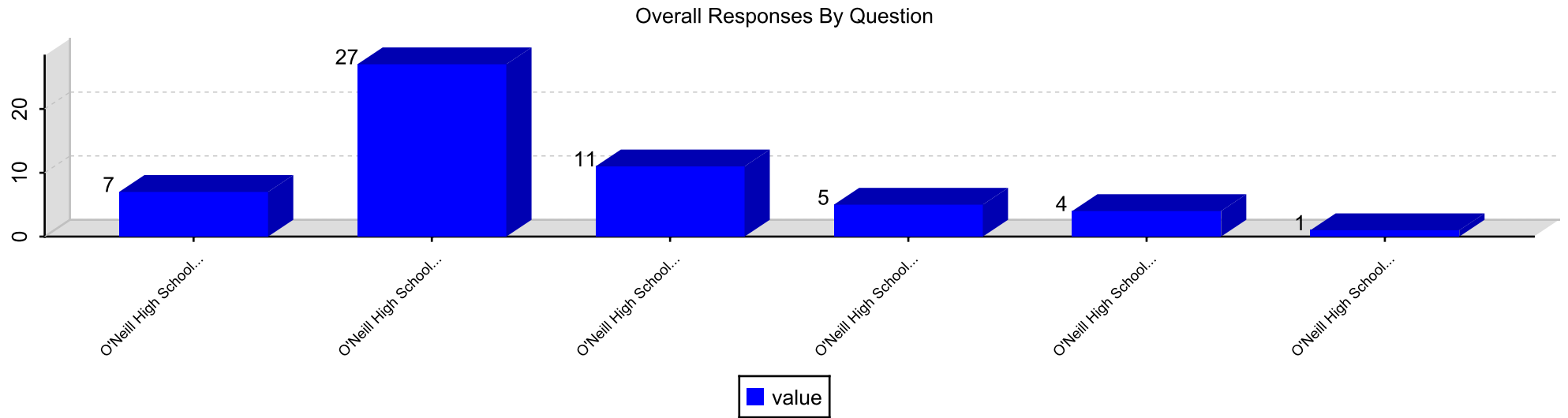
Section: Governance and Leadership

Responses By Question

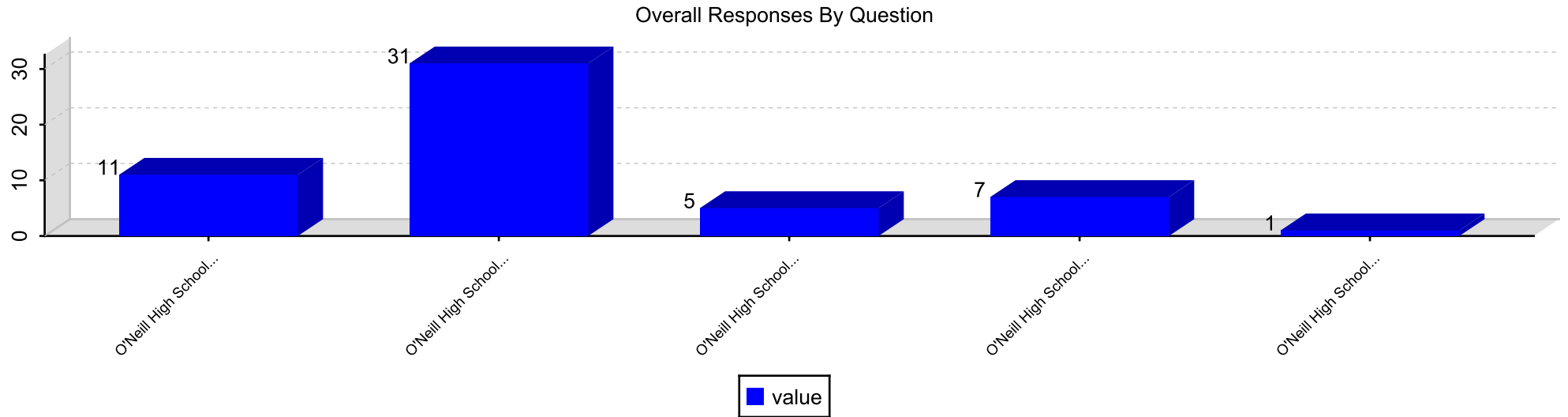
Question 4. Our school's governing body operates responsibly and functions effectively.



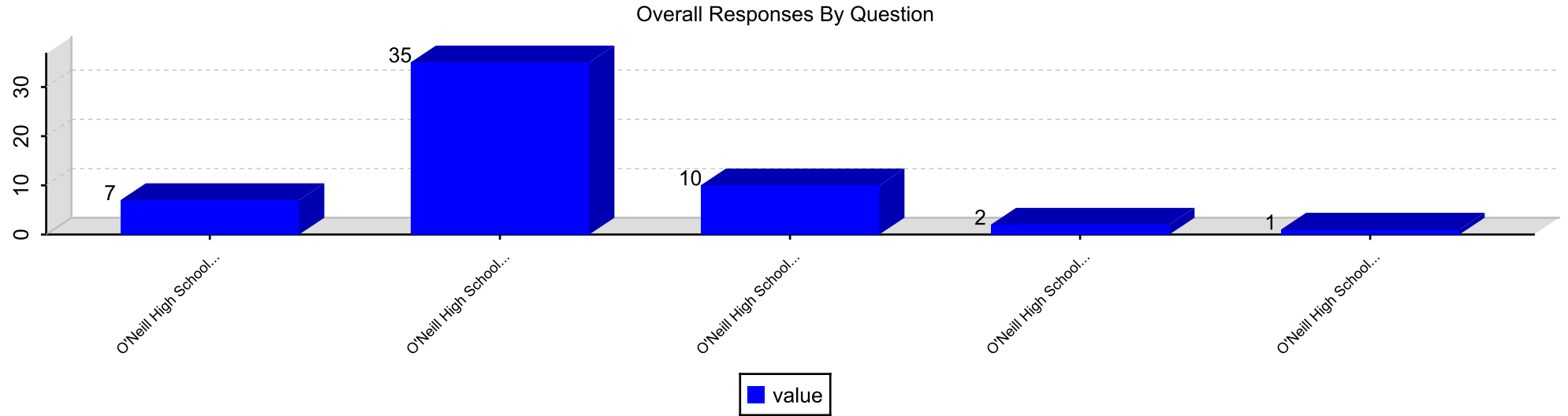
Question 5. Our school's governing body does not interfere with the operation or leadership of our school.



Question 6. Our school has high expectations for students in all classes.

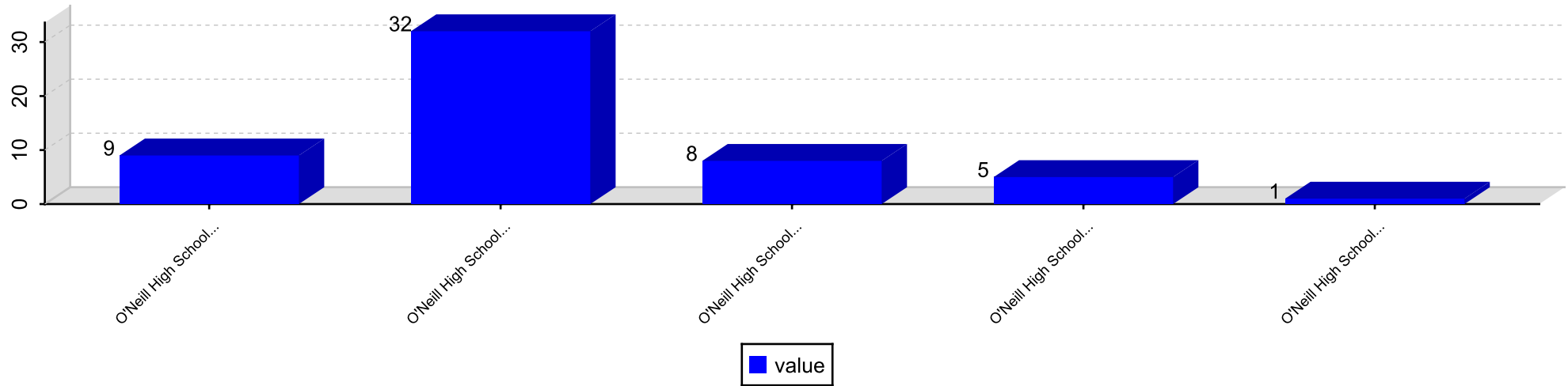


Question 7. Our school shares responsibility for student learning with its stakeholders.



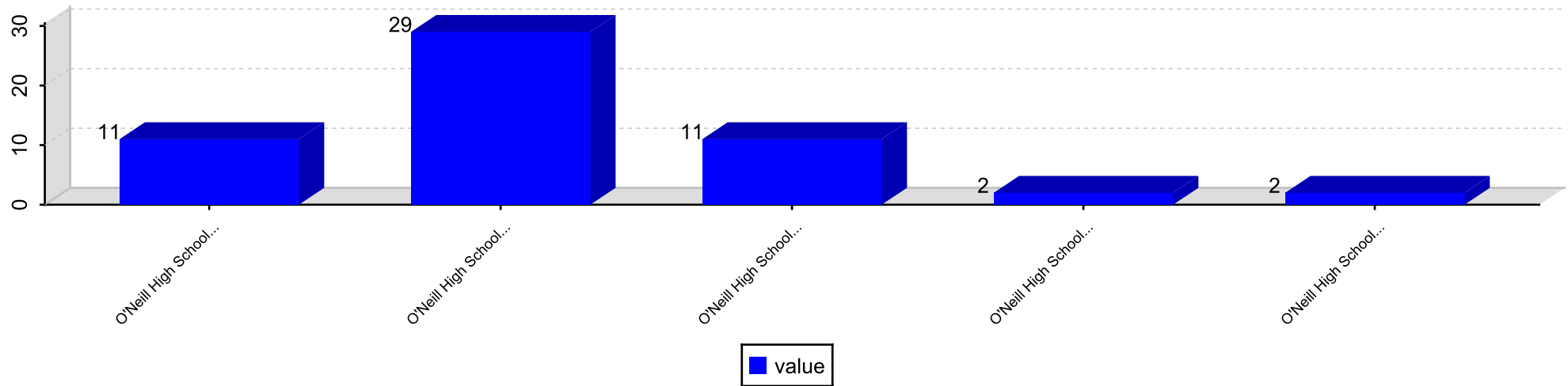
Question 8. Our school communicates effectively about the school's goals and activities.

Overall Responses By Question



Question 9. Our school provides opportunities for stakeholders to be involved in the school.

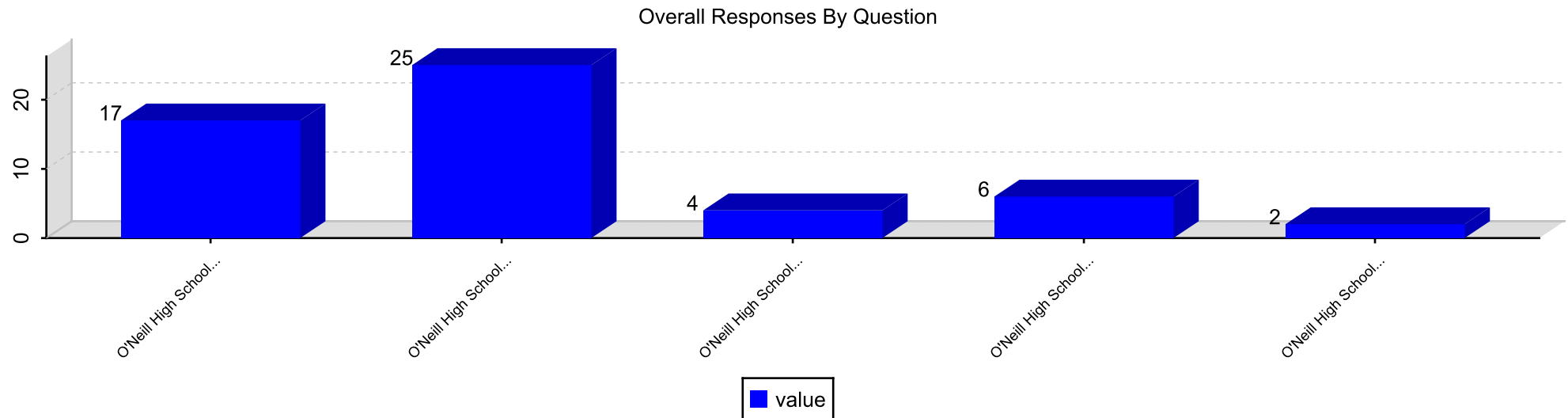
Overall Responses By Question



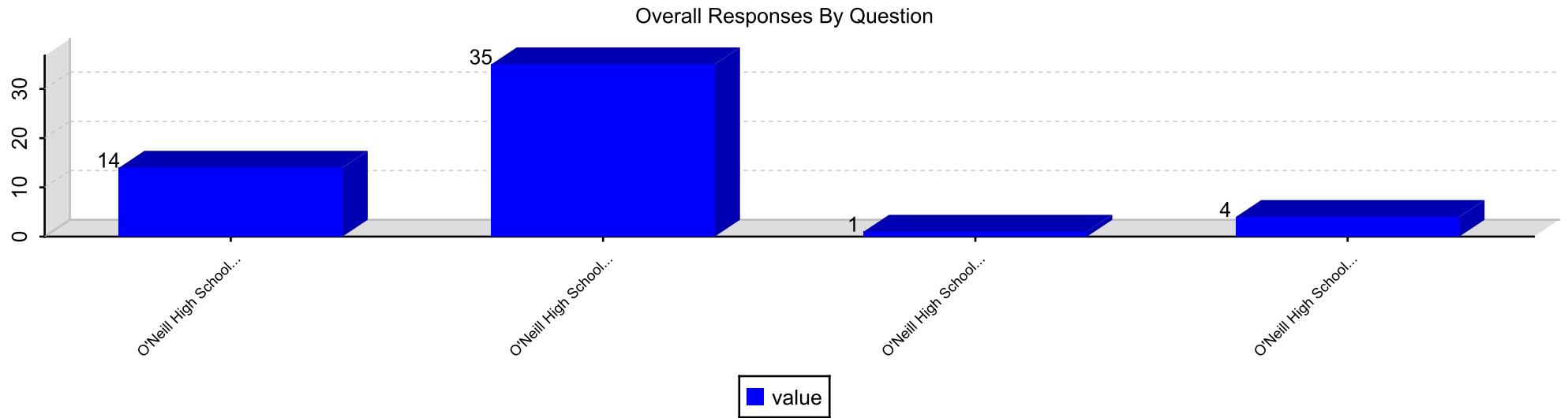
Section: Teaching and Assessing for Learning

Responses By Question

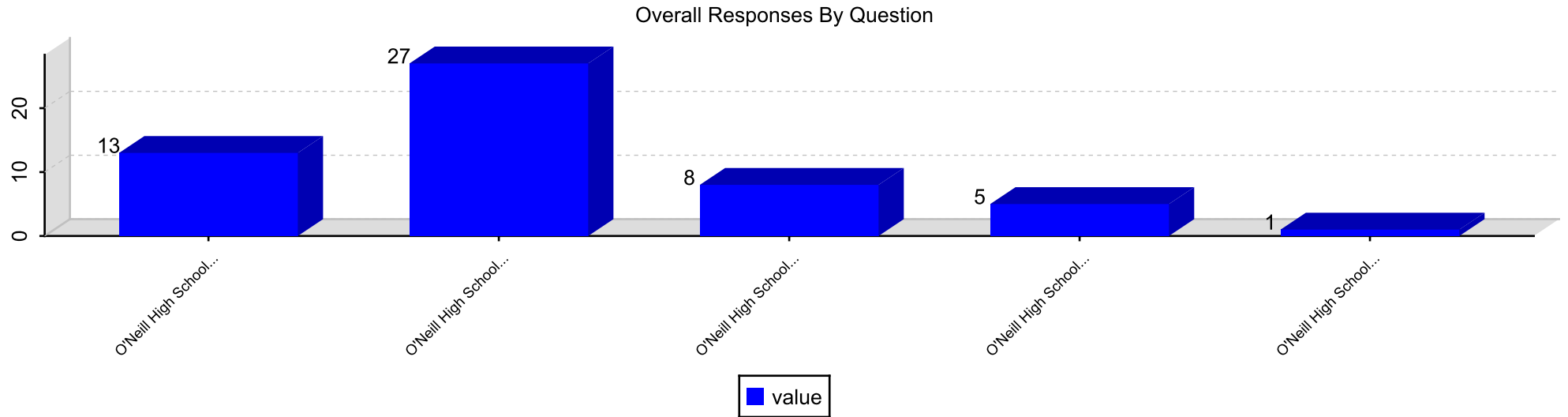
Question 10. All of my child's teachers provide an equitable curriculum that meets his/her learning needs.



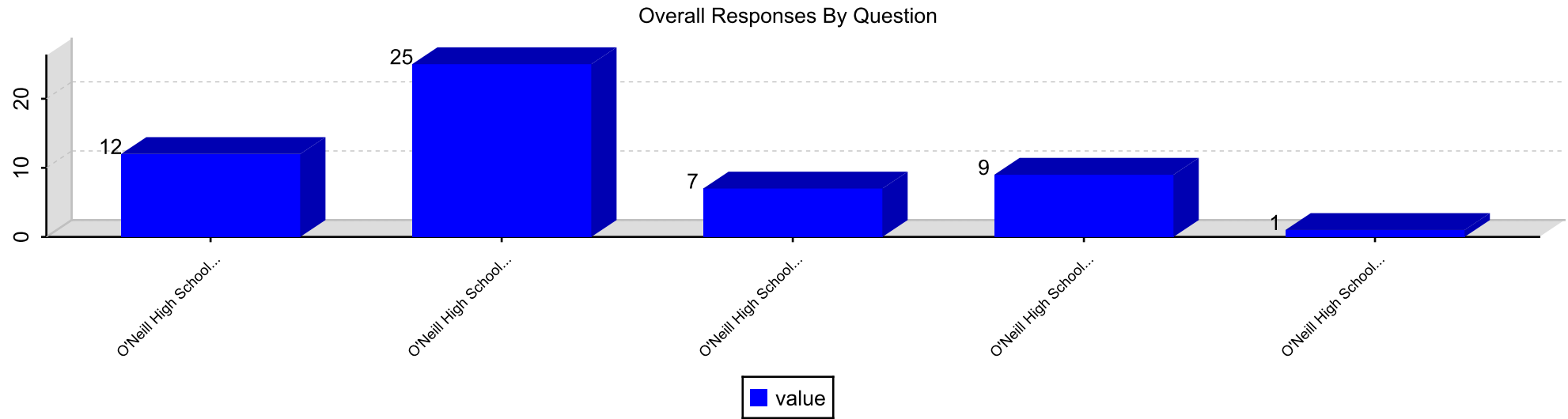
Question 11. All of my child's teachers give work that challenges my child.



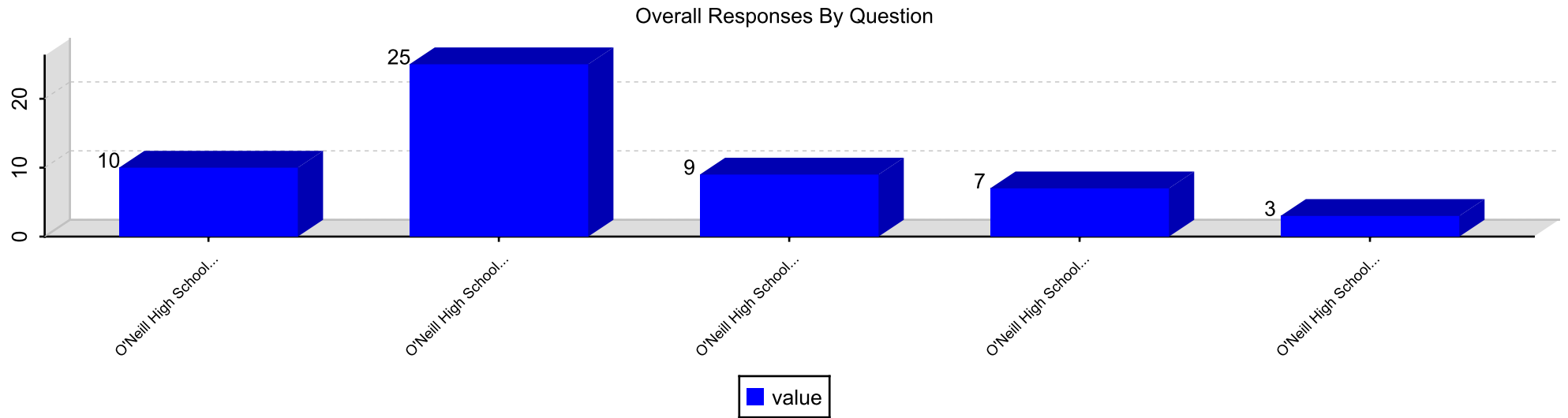
Question 12. All of my child's teachers use a variety of teaching strategies and learning activities.



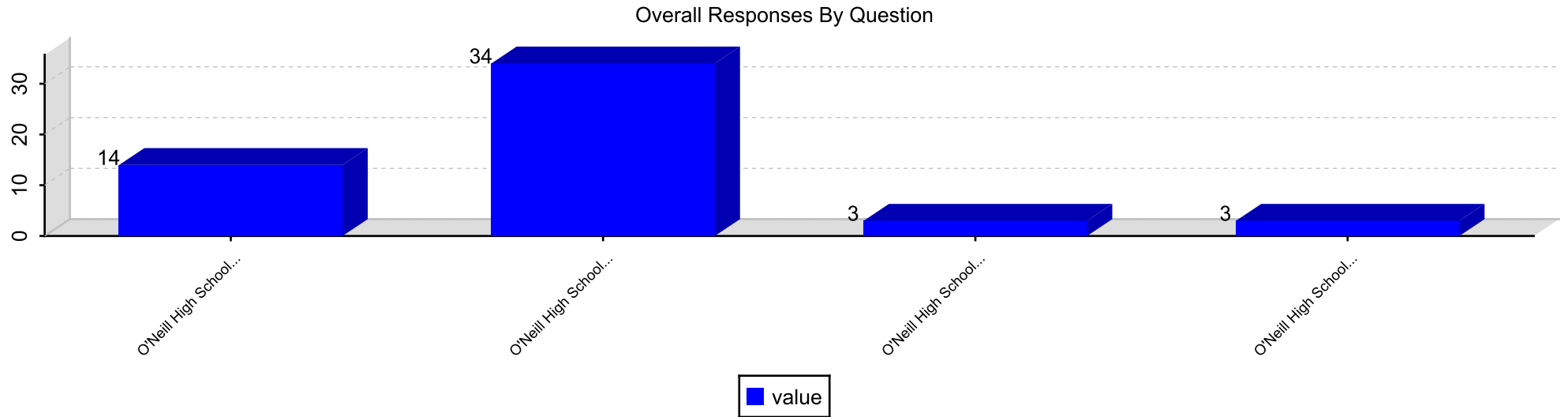
Question 13. All of my child's teachers meet his/her learning needs by individualizing instruction.



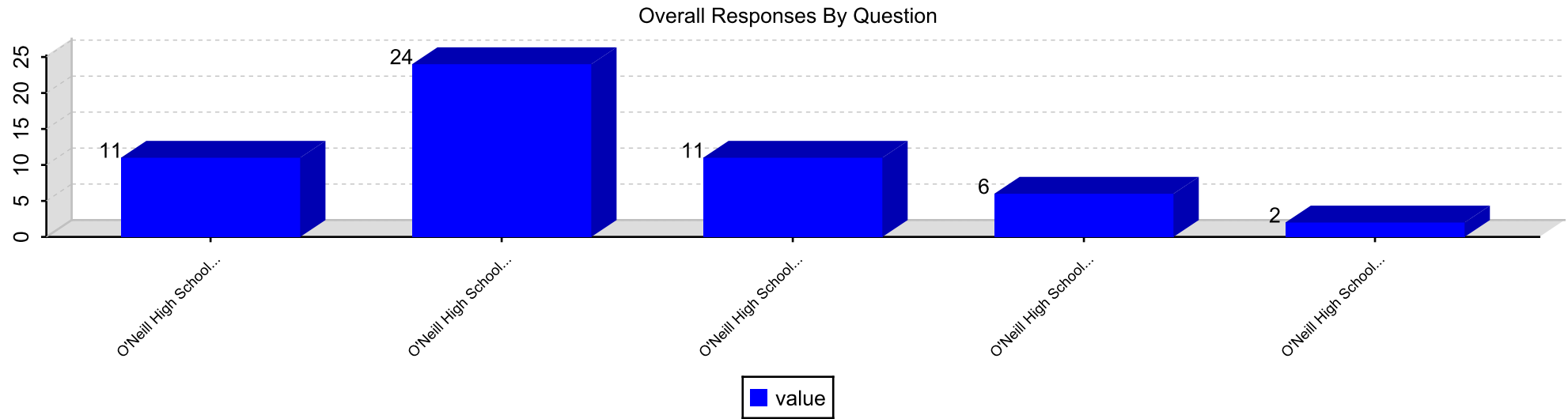
Question 14. All of my child's teachers work as a team to help my child learn.



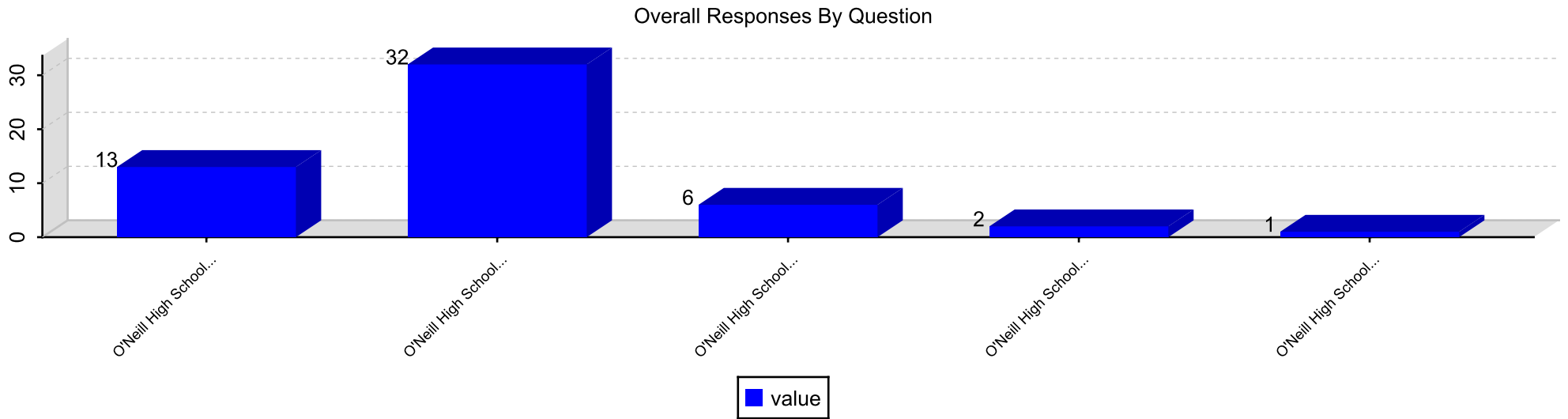
Question 15. All of my child's teachers help me to understand my child's progress.



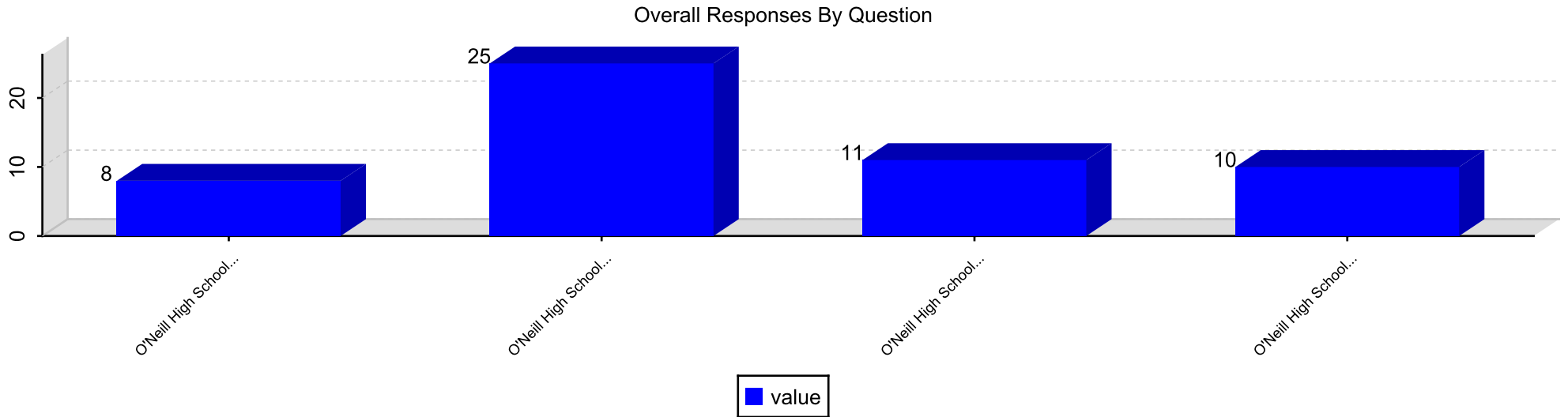
Question 16. All of my child's teachers keep me informed regularly of how my child is being graded.



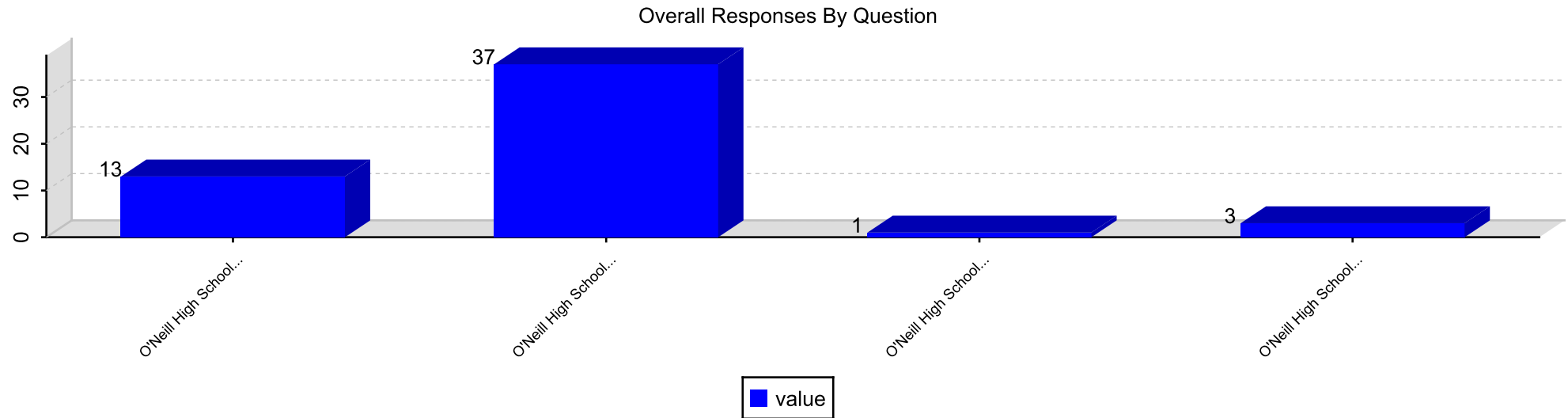
Question 17. All of my child's teachers report on my child's progress in easy to understand language.



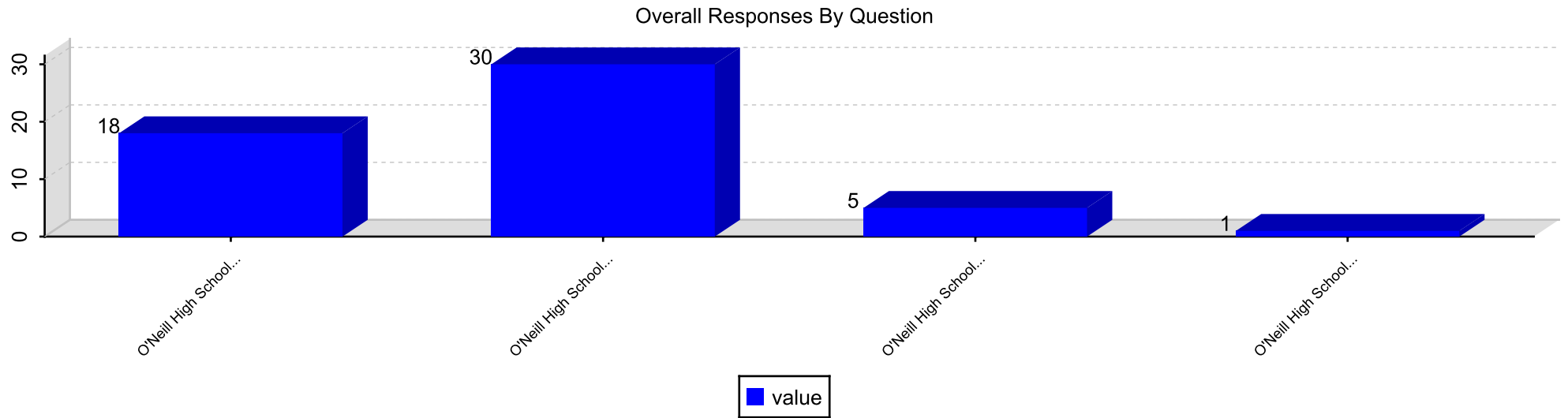
Question 18. My child sees a relationship between what is being taught and his/her everyday life.



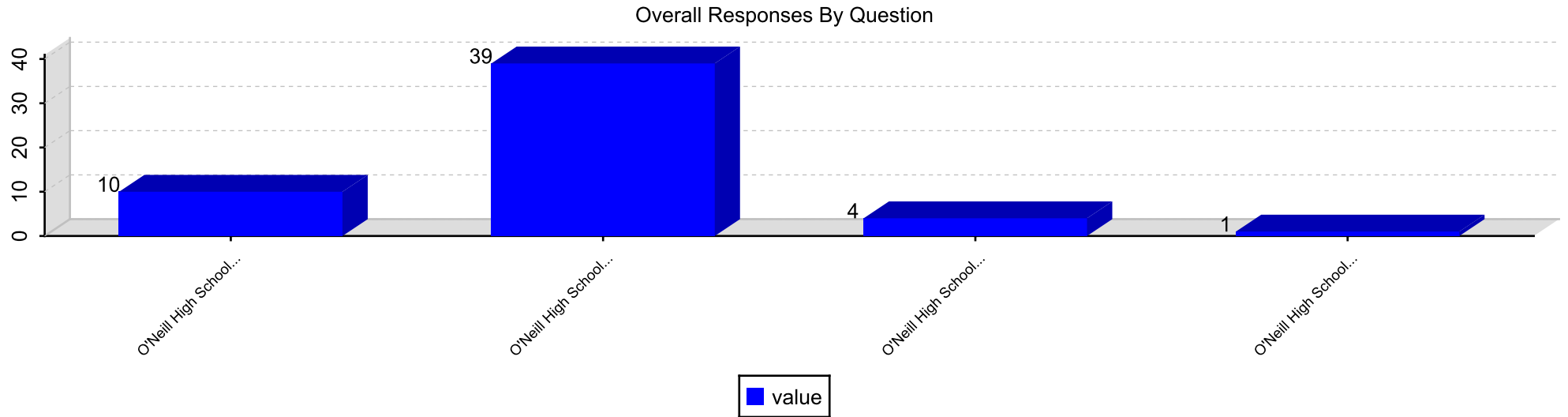
Question 19. My child knows the expectations for learning in all classes.



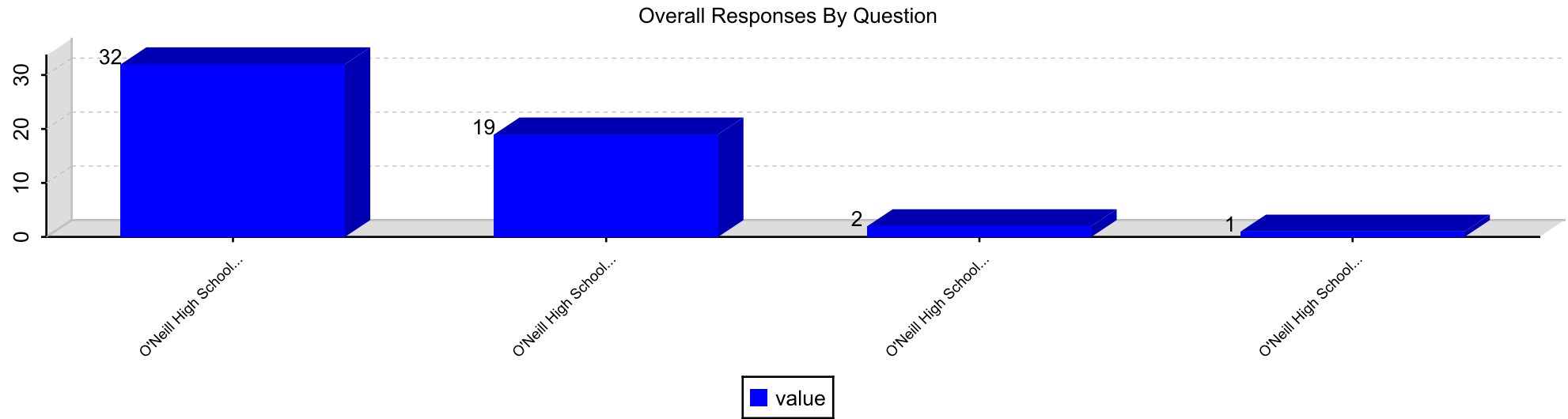
Question 20. My child has at least one adult advocate in the school.



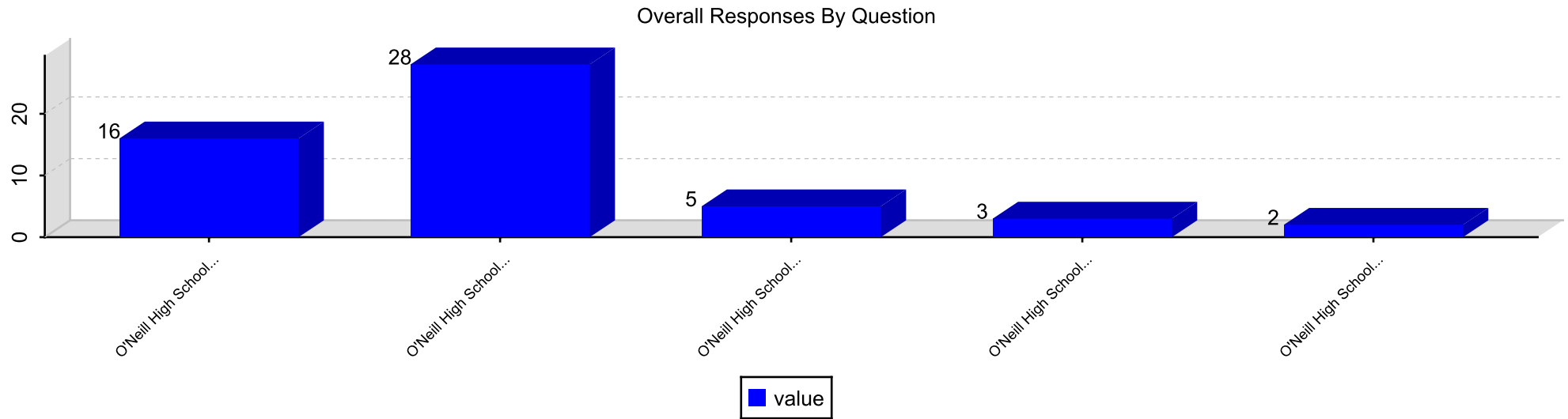
Question 21. My child is given multiple assessments to measure his/her understanding of what was taught.



Question 22. My child has up-to-date computers and other technology to learn.



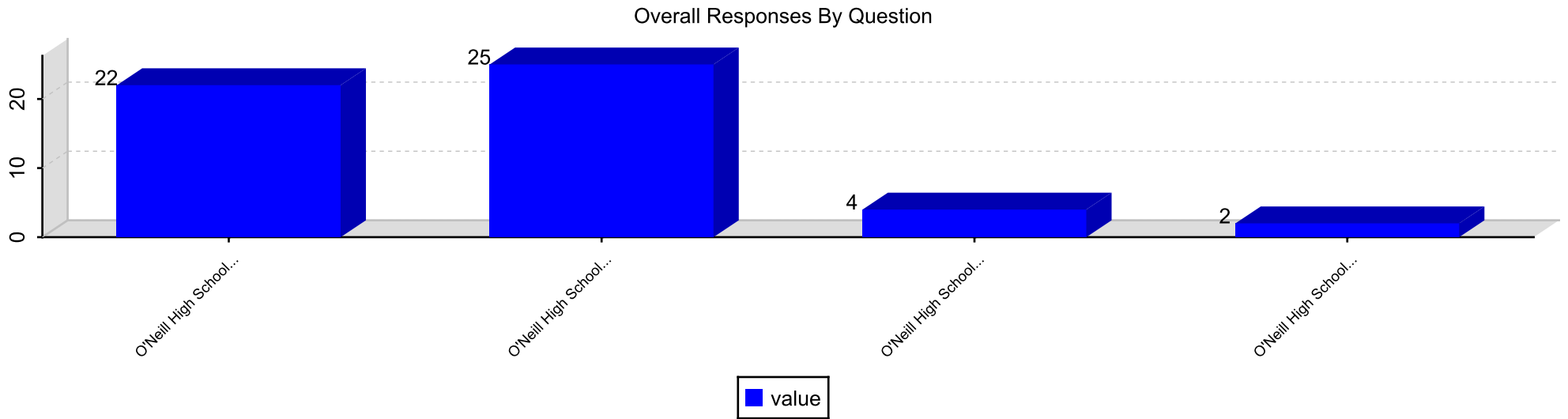
Question 23. My child has access to support services based on his/her identified needs.



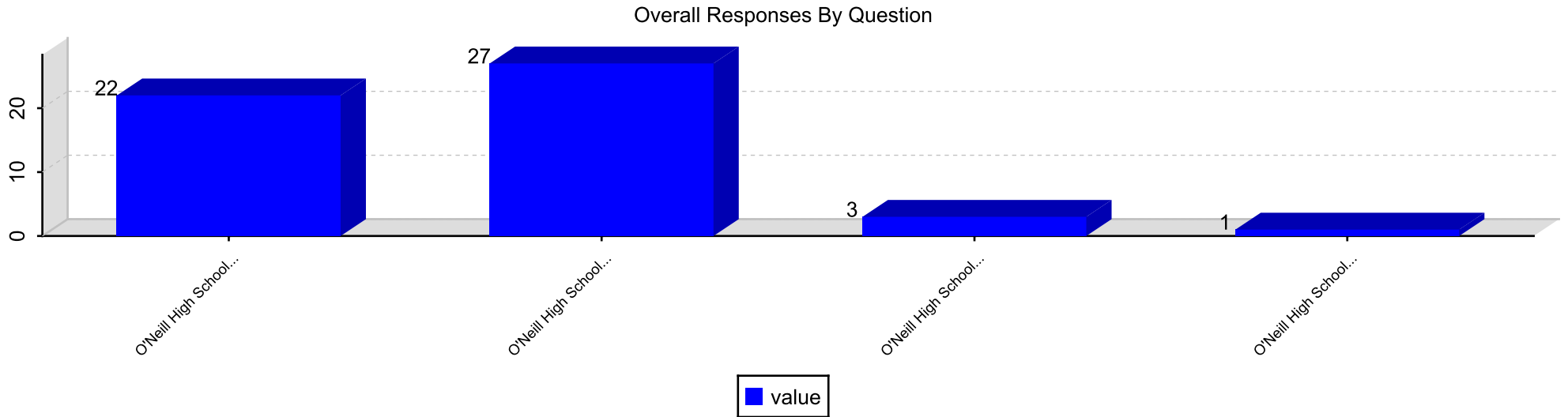
Section: Resources and Support Systems

Responses By Question

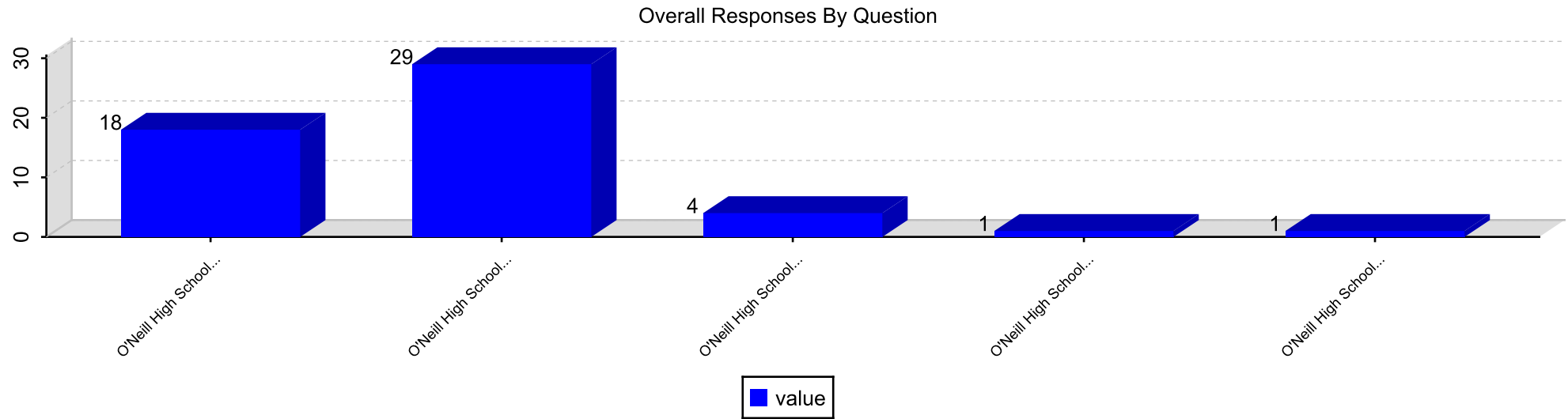
Question 24. Our school provides qualified staff members to support student learning.



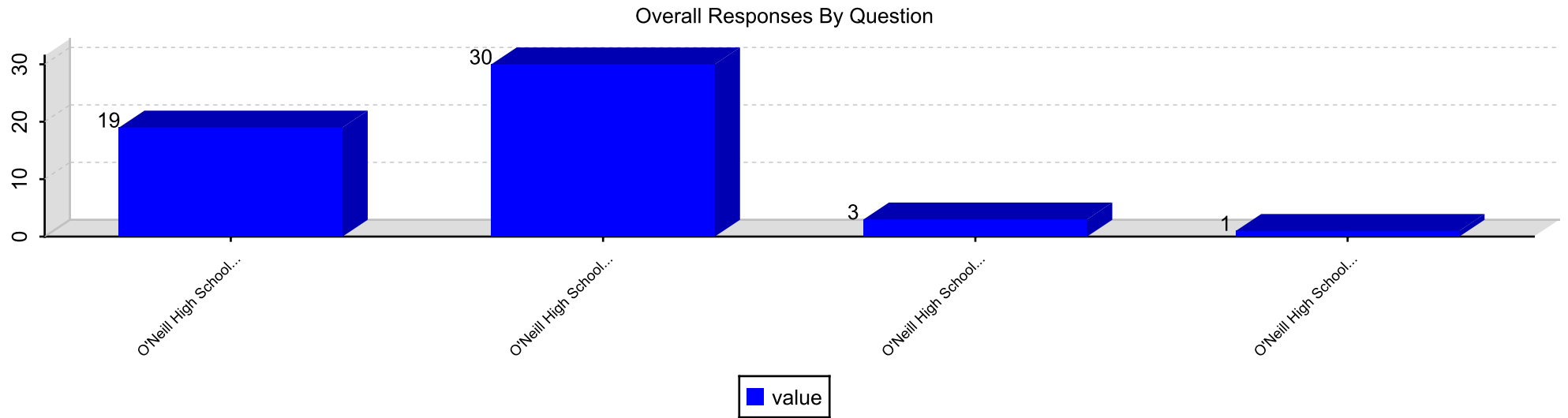
Question 25. Our school provides an adequate supply of learning resources that are current and in good condition.



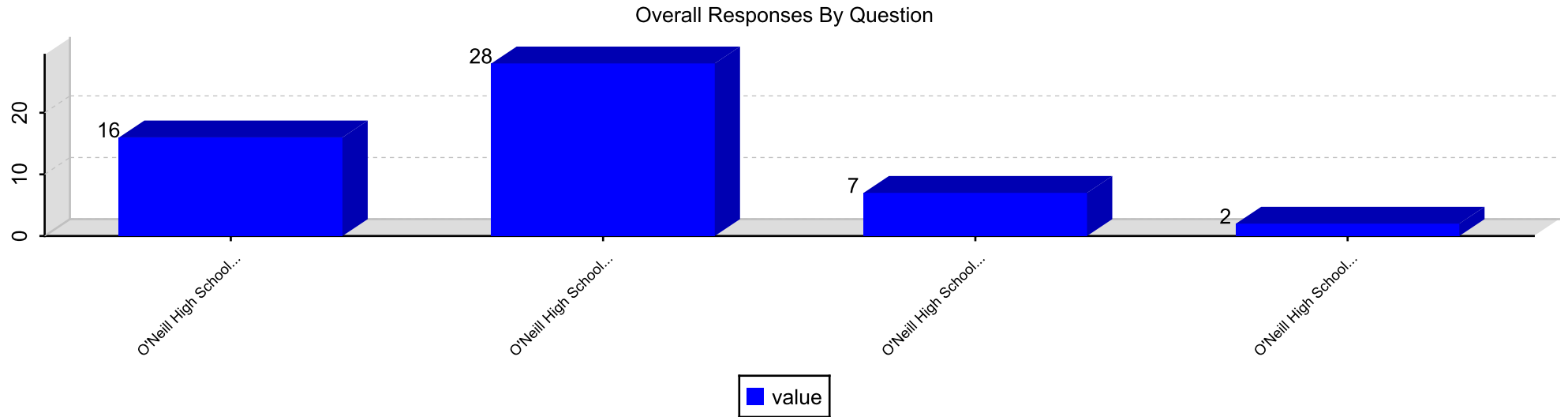
Question 26. Our school provides a safe learning environment.



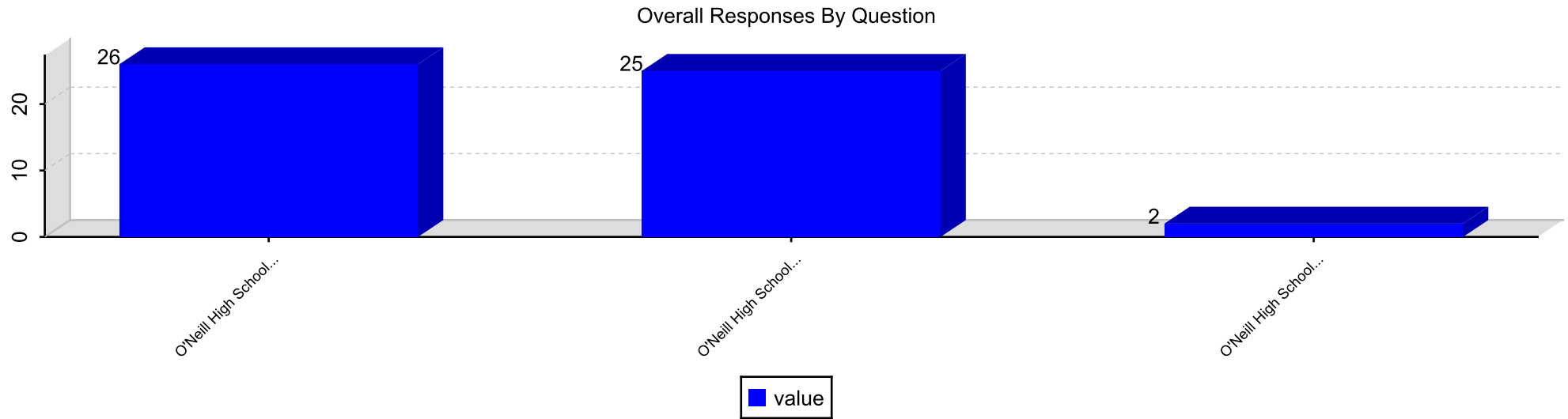
Question 27. Our school provides students with access to a variety of information resources to support their learning.



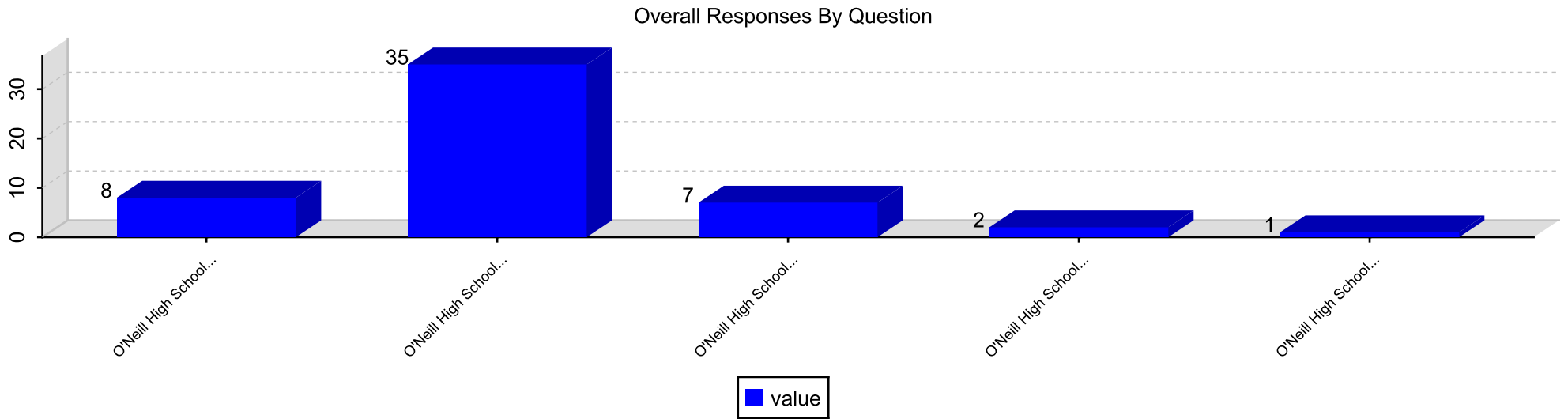
Question 28. Our school provides excellent support services (e.g., counseling, and/or career planning).



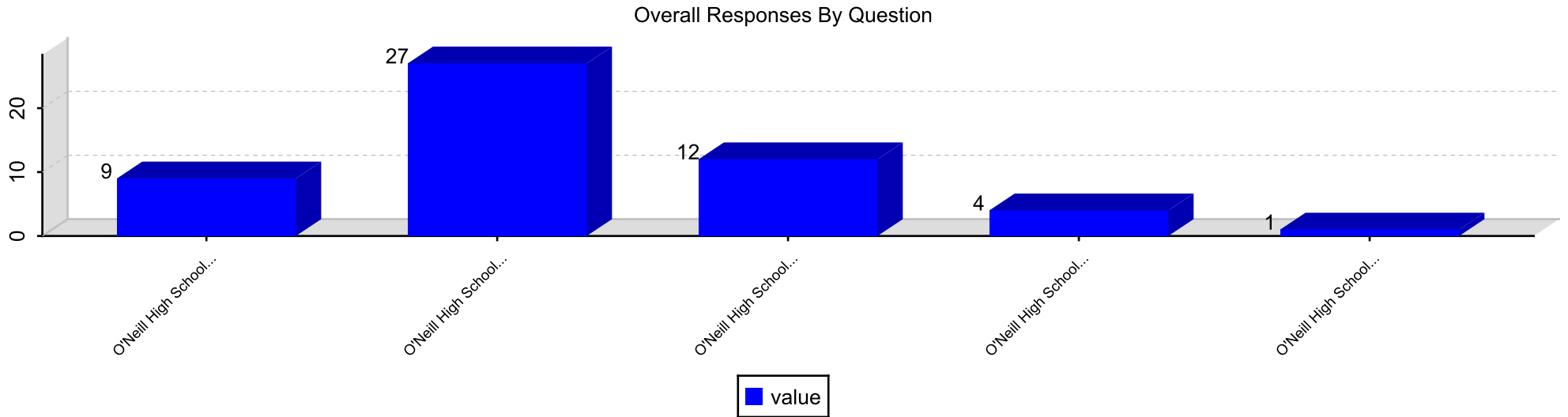
Question 29. Our school provides opportunities for students to participate in activities that interest them.



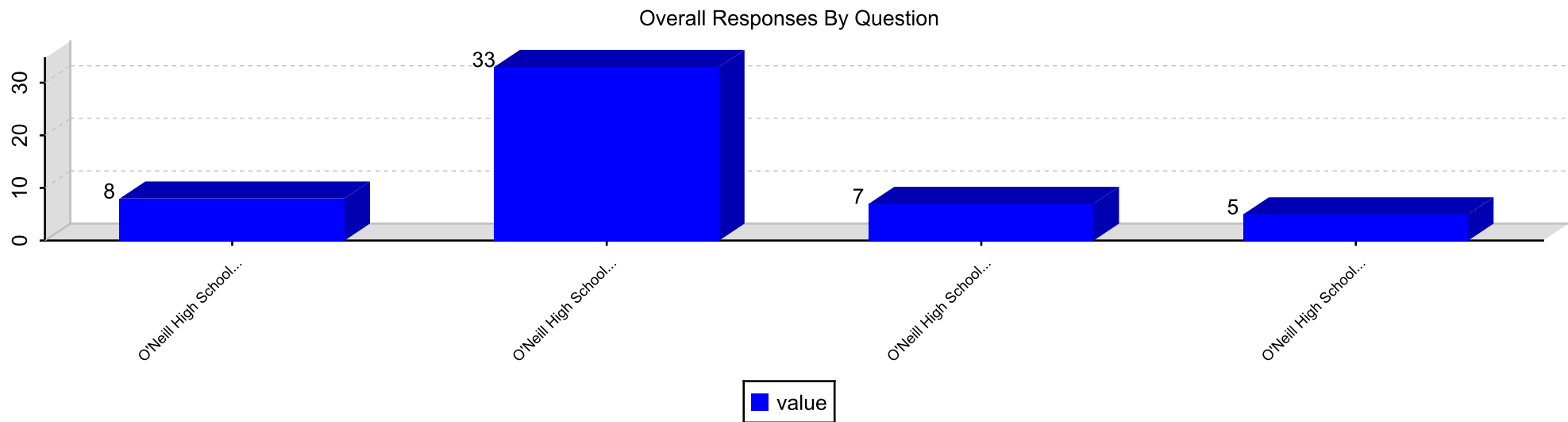
Question 30. Our school ensures that the facilities support student learning.



Question 31. Our school ensures the effective use of financial resources.



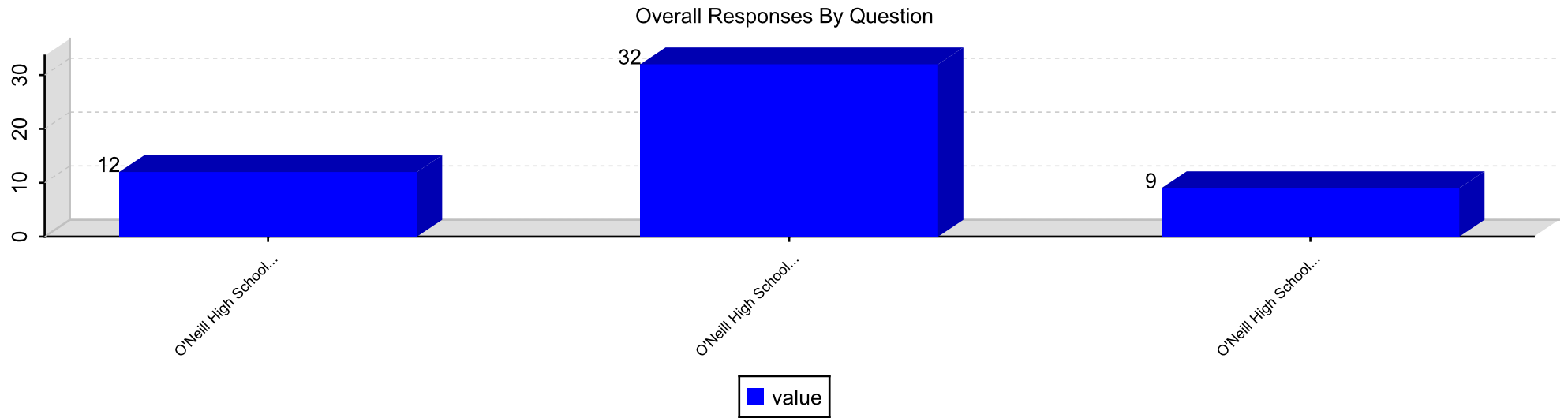
Question 32. Our school ensures that instructional time is protected and interruptions are minimized.



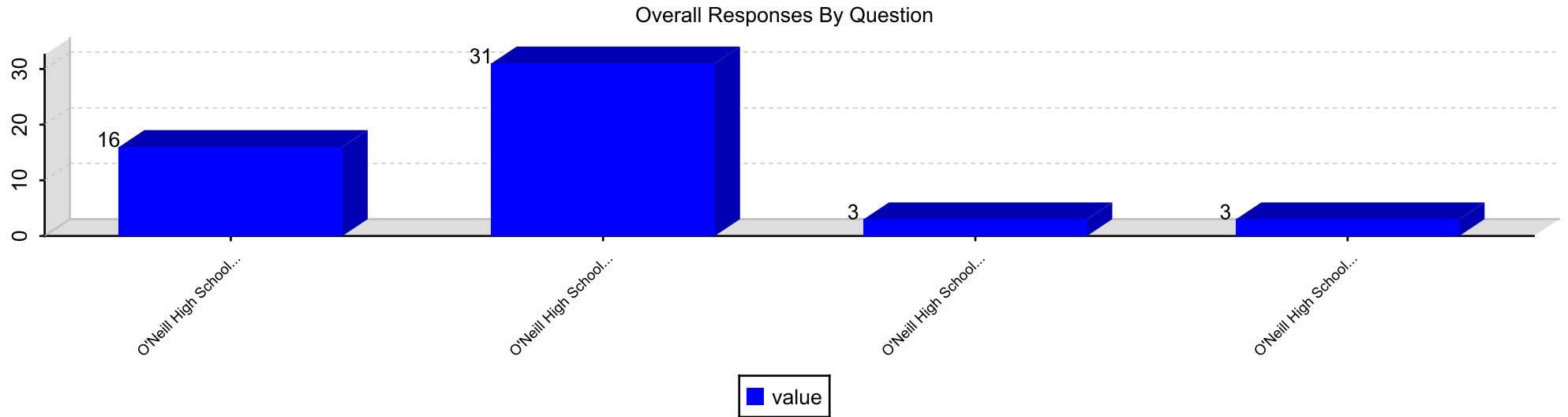
Section: Using Results for Continuous Improvement

Responses By Question

Question 33. Our school ensures that all staff members monitor and report the achievement of school goals.



Question 34. My child is prepared for success in the next school year.



Question 35. My child has administrators and teachers that monitor and inform me of his/her learning progress.

